



**LOCABOAT**holidays®  
[www.penichette.com](http://www.penichette.com)

Credits : Stilosophen Instagram, Xavier Spertini, Damien Lachas,  
Marie Dehayes, Yvonne Schön, Vanessa Grosse & Lea Krüger,  
Press trip Freiburg



Non contractual photo

Credits : Stilosophen / Instagram



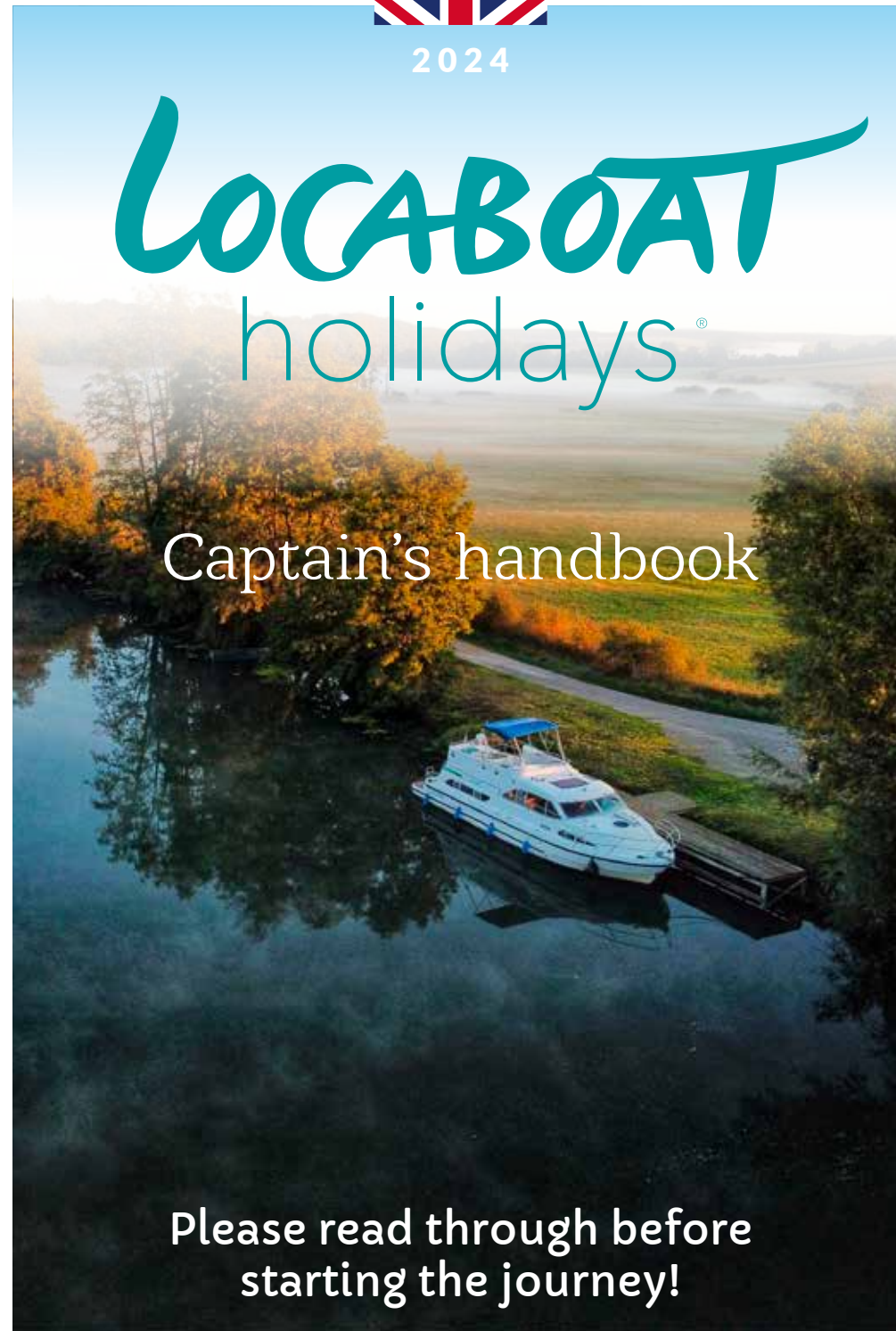
2024

# LOCABOAT

holidays®

## Captain's handbook

Please read through before  
starting the journey!





Ahoy captain,

You have rented a houseboat for your upcoming vacation and we are happy to welcome you to the large family of the Pénichette, Europa and Linszen friends. You can be sure that we will do our best to make your cruise a success.

However, you have to be aware that a vacation on the water has nothing in common with a hotel stay or a camping vacation. Holidays on the water require all members of the crew to actively participate in daily life, in the maneuvers, in the care of the boat ... Last but not least, this is what makes a boating holiday so special.

To make your first contact with this type of holiday easier for you, we have created our **LOCABOAT CAPTAIN'S HANDBOOK**: it is the result of our personal experience and is constantly updated. Incidentally, your suggestions and experiences are always welcome!

In our **LOCABOAT CAPTAIN'S HANDBOOK** you will find almost all the answers to the questions that may arise before your departure. If we should have forgotten a detail or something is unclear, please do not hesitate to ask us. Our knowledgeable and experienced team will be happy to advise you.

Remember that the staff at our bases are also happy to assist you and are available to answer your questions and provide advice.

We wish you a wonderful trip with Locaboat!

Your Locaboat team

## Contents

- 04 SAFETY ON BOARD
- 11 KEY INFORMATION ABOUT YOUR CRUISE
- 22 CONTACT DETAILS OF YOUR DEPARTURE BASE
  - France
  - Germany
  - Holland
  - Ireland & Italy
- 32 HOW DO I GET THERE?
- 36 NAVIGATION TIPS
- 42 LOCKS
- 45 LOCAL WATERWAY RULES AND SPECIFICITIES
  - France, Germany, Holland
  - Ireland, Italy
- 47 INVENTORY OF BOATS







# Safety on board

## SAFETY INSTRUCTIONS




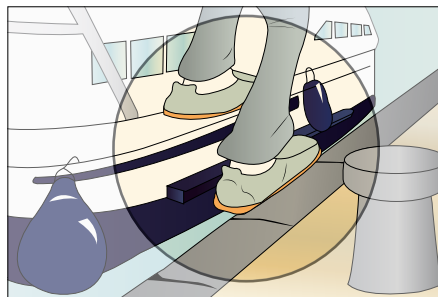
Remember to wear appropriate shoes.




Never forget to hold the boat with one hand and keep the other one free.




Do not try to stop the boat with your feet or hands.




Be careful when you use the boat hook; never keep it in front of you.



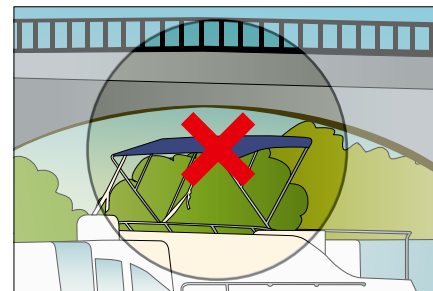
Never tie ropes across the towpath, walkers and cyclists might get hurt.



Do not roll a mooring rope up around your wrist or ankles.




Be attentive to your mooring ropes. Take care of them; keep them tidy and well arranged.




Do not navigate with the bimini. Risk of hitting a bridge, branches, risk of falling objects.




No smoking on board



Children and animals should stay inside the boat and be supervised while passing through a lock.




All boats are provided with extinguishers. Check their position during the introduction at the base.



Children always have to wear their life jackets on the boat's deck.



Please follow the navigation rules and advices the Locaboat team gives you before departure.



Children need to be supervised while in the water.

## Attention

Life is peaceful along the canals, but it's still important to take precautions and follow basic security rules.

To avoid theft, make sure you always lock the boat and the windows, and don't leave valuables in sight or anything that will attract the attention of thieves when you leave the boat unattended or at night.

Before you set off, check that your boat's doors, latches, windows and hatches are working properly.

## KEY SIGNALS

### VISUAL SIGNALS

	(Signals or lights)
	<b>1</b> Passage allowed in both directions. <b>2</b> Passage allowed, forbidden from the other direction (one way only).
	(Signals or lights) Passage allowed.
	Passage recommended through marked space.
	(Signals flags or lights) Passage forbidden (2 red lights one above the other mark a long standing prohibition).
	Passage forbidden except for small engine-less crafts.
	Entry forbidden in the harbour or main waterway (passage forbidden).
	Passage forbidden outside marked space.
	Passage forbidden but get ready to go ahead (start the engine).
	Direction: <b>1</b> compulsory <b>2</b> recommended
	You are obliged to: <b>1</b> stop <b>2</b> sound your horn <b>3</b> watch for a danger ahead
	Decrease: <b>1</b> of depth <b>2</b> of headroom <b>3</b> of width
	<b>1</b> Special limitations <b>2</b> Maximum speed in km per hour <b>3</b> Distance from the bank
	Ferry with restricted movements.
	Motorised boats forbidden

	<b>1</b> Forbidden to overtake or cross <b>2</b> Forbidden to overtake <b>3</b> Don't apply to river yachting
	It is forbidden to : <b>1</b> Stop <b>2</b> Anchor <b>3</b> Moor
	(Signals lights or flags) Don't create backwash.
	You must head for the channel on: <b>1</b> Port side <b>2</b> Star board side
	You are to keep to the channel on <b>1</b> Port: keep to your left <b>2</b> Starboard: keep to your right
	You are required to cross the channel: <b>1</b> to port <b>2</b> to starboard
	End of prohibition or limitation
	Different marker buoys/port side for going upstream
	Different marker buoys/starboard for going upstream
	Entry into navigable waters.

### SOUND SIGNALS

	Warning
	Coming to star board.
	Coming to port.
	Backing
	I can't manoeuvre
	Collision imminent

## SAFETY

**Your boat is duly registered by an official insurance company as well as by the authorities. It meets all the security conditions required by the law.**

You must however also contribute to the active safety of your boat and its crew:

- by taking the precaution of keeping your children and your animals inside the boat while going through a lock or mooring.
- by wearing suitable shoes.
- by keeping the boat tidy.
- by taking care to roll up your ropes after each manoeuvre.
- by taking care while jumping off the boat.

- by explaining your crew that they should never roll a mooring rope up around their wrist or ankle or try to stop the boat with their feet.
- by never keeping the boat hook in front of yourself.
- no smoking on board
- navigation with bimini forbidden

## Attention

Never forget to hold the boat with one hand and keep the other one free.

## INVENTORY OF SAFETY EQUIPMENT

### EXTINGUISHER

Each boat is provided with extinguishers. **Check where they are** together with our technician during your introduction on the base. If you have to use them during your cruise, please don't forget to inform our staff when you return the boat.

### ANCHORS

All boats are equipped with an anchor which would be your safety aid in the situation of a breakdown or of a wrong manoeuvre near a dam. Before throwing the anchor over board, first make sure that the rope or the chain is firmly attached to the boat. Let it unwind to the maximum (approx. 30 m). **Never use an anchor in a canal.**

### LIFEBUOY AND LIFE JACKET

All boats are supplied with a lifebuoy and sufficient life jackets. If you travel with children, request life jackets adapted to their size (starting from 10 kg) at your departure base.

After your trip, please put the lifejackets back in their original place.



**Order children's life jackets 10-15 days before your departure on [penichette.com](https://penichette.com)**



## IN CASE OF AN ACCIDENT

**Please call the base immediately;** our employees will help you and give you all the instructions and, if necessary, will send someone out to help you. In case of an accident with a third party, it is the captain's responsibility to fill in a report (an original form is in the boat manual), not forgetting to note names and addresses of the witnesses. This report is obligatory (a fee of €500 may be charged for refusal to complete the declaration form).

## Attention

- Like on the road, never sign a declaration admitting your responsibility.
- Immediately take a picture of the boat after the accident, in particular of the damage on both boats.

In case of doubt or disagreement, it is better to wait for a member of our base or someone from the police. In a lock, you have the right to ask for a report on the accident to the lockkeeper.

## IN CASE OF A BREAKDOWN

**Breakdowns are rare but can happen.** They can be of any nature: engine, electric or heating problems, for instance.

**If a breakdown occurs, call your base immediately. Outside opening hours and during lunch break you will be connected to an answering machine.**

Even if you only reach the answering machine, please leave a message. The answering machine is checked regularly. **After 6 pm your call will be answered the following morning.**

**Please give the following information when you call:**

- Your name and the name of your boat,
- Your precise location (if possible with kilometer indication written on the river guide),
- The nature of the breakdown (according to your observations),
- A phone number, where you can be reached and the time of your call.

It is generally advised to **leave a mobile phone number on your arrival** so that we can contact you in any case. A technician will come as soon as possible, please be patient and give him enough time to come over.

**Assistance hours:**

**FRANCE =**

Monday, Friday, Saturday 8am-12am / 1.30pm-6pm  
Tuesday, Wednesday, Thursday and Sunday =  
9am-12am / 2pm-6pm

**GERMANY =**

8am-12am / 1pm-6pm

**HOLLAND =**

From Monday to Saturday 8am-6pm,  
Sunday 9am-6pm

**IRELAND =**

9am-1pm / 2pm-5.30pm

This applies to non-urgent matters that need assistance. The emergency number is reachable at all times.

**ITALY =**

8am-12.30am / 2pm-6pm

**Do not try to fix the problem yourself.**

In any case, do not hesitate to contact the base. Please remember that the assistance service is included in the hire price and that our staff is at your service during opening hours. Some problems can be solved directly by phone.

**If the breakdown doesn't prevent you from cruising,** we will make an appointment, to avoid unnecessary waiting time. After our technician has fixed the problem, he will fill out a form and ask you to sign it. You can leave your comments if you have any.

**Problems with the engine:**

A light and/or sound alarm is present on the dashboard.

- If this should happen, approach the nearest bank immediately and turn off the engine.
- Wait a few minutes to allow the engine to cool down then start to turn on the engine again.
- If the alarm starts again, call the base.





### Problems with the propeller:

Whatever the waterway, it can happen that a plastic bag or a branch is caught in the propeller or even one of your ropes...

In this case, please contact first your base by phone, and if the technician allows you to remove it yourself, follow the instructions below:

- Turn off the engine, turn off the battery switch and take out the key.
- Open the propeller trap door, be careful that no water comes into the boat, take a good knife and cut everything caught around the propeller.
- Do not forget to close the propeller access before setting out again. While the boat is moving, check that water does not infiltrate by the trap door.

## Attention

Onboard batteries for power supply have a limited capacity.

Please make sure you do not use electricity if unnecessarily.

Do not connect devices such as hair dryer or coffee machine unless you are plugged to shore power.



# Key information about your cruise

## OPENING HOURS ON DEPARTURE DAYS

**Formalities and boarding take place on departure day from 2 to 6 pm, depending on the customers' time of arrival and the boat's readiness.** There is no point in arriving before 2pm because boats are returned and cleaned in the morning.

In France, we recommend that you contact your departure base a few days before your departure to arrange a time slot for your arrival.

In Ireland, departures are organised between 4pm and 5pm.

In Italy, departures are organised between 3pm and 6pm.

**Equally, if you think you are going to arrive late,** it's necessary that you ring the base to let us know. If we're aware, and you're only a little delayed, we will stay until you get there.

**The bases are open on the departure days between 9 am and noon.** People arriving by plane or train can come and leave their luggage. Checking in or out outside opening hours can only be done with prior agreement of the departure base.

**Some bases have particular opening hours** (please see details in the chapter "Contact details of your departure base").



**We suggest to empty your suitcases** straight away and put them back in your car; otherwise they will take up valuable storage space on board.

If you come by train or plane, ask the base to keep your suitcases until your return. (If possible on the spot, please check with the base staff)

## FORMALITIES AND BOARDING

**As soon as you get to the base,** go to the office with your paperwork. The time taken to complete the departure formalities (contract/itinerary) varies according to the sector. Optional services must be paid at the base before your departure. Our office staff will be delighted to advise you about your cruising plans, and

they will also inform you about any event which might affect the waterways. Once the paperwork is done, you will be shown your boat, and you'll be able to stow your belongings.

Before you cast off, check the inventory of your boat, **the bed linen provided**, the fenders and the safety equipment. Please notify us immediately if something is broken or missing.

#### IMPORTANT FORMALITIES

- Hiring contract
- Temporary boating permit ("Carte de Plaisance" in France or "Charterschein" in Germany).
- "Inclusive Pack" or damage deposit / damage waiver
- Fuel advance
- Boat handling - theory and practice

#### OPTIONAL SERVICES

- Parking space\*
- Bicycles\*
- Dinghies hiring in Ireland & Italy\*
- Cleaning service
- Extra charge for pets
- Car transfer in case of a one way\*
- Wifi in France, Germany, Holland & Italy\*
- Shopping basket\*
- Stand up paddle hiring in Germany, Holland, Italy and from Lattes in France.\*
- Early check in / Late check out\*
- Barbecue (not in Ireland and Alphen)\*
- Deck mattress (not in Ireland, Alphen and Chioggia)\*

\* upon availability, please check with your departure base. If this service is provided, it must be booked in advance.

## INTRODUCTION TO THE BOAT

When you've unpacked your belongings, **a technician will come on board to explain the engine and the boat's equipment**. If you are unsure of anything, please ask for further explanation.

The technician will then train you to steer the boat.

Do remember **there may be several other boats starting on the same day as you**, so please be patient and remember that the staff can't look after everybody at the same time. Relax on board and please wait your turn.

You should never expect to do any cruising on the first day; you will generally **spend the first night at the base**. Expect all these preliminaries **to take about two hours**, and consider this time as part of your holiday! In Germany, you should plan to arrive at the base before 3pm as the initiation is longer. The captain's initiation is included in the hire price but other crew members willing to take the course will be charged €45/pers.

## PETS

Dogs and other pets are welcome on our boats. Make sure that your pet is vaccinated and bring all the necessary items your pet requires ; (you won't find anything on board or at the departure base). We also would like to remind you that in France it is obligatory to transport your pet in a box you bring along when taking a taxi (Some taxi companies charge extra for transporting a pet). Please make sure that your pet is

not sleeping on the bed covers. An extra cleaning fee will be charged if bed covers are dirty.

#### Price per pet: 50 €

In Italy, the cleaning service is obligatory in case of pet on board.

In Ireland price per pet is 80 € (pets are not allowed on Linssen boats in Ireland).

## PARKING

Nearly all our bases can arrange **an enclosed and/or covered car park**. For some of our bases, there is limited space, in particular for covered parking, caravans and camping cars. Therefore it is recommended to book your parking space in advance.

Please note that our bases do not take responsibility for theft, loss or damage to your car while it is parked. **Parking is always at the owner's risk.** **We do NOT accept responsibility for any injuries to people either.** Do not forget to lock your car and to switch the radio and lights off.



If you would like to return to the base **outside our departure days** (e.g. to pick up your car), please do call the base and organise an appointment, it could be closed otherwise.

PARKING	France, Holland and Germany (depending on the base)			Ireland	Italy
	Not closed, not guarded	Closed, not guarded	Covered, not guarded	Closed, not guarded*	Closed, not guarded
WEEK-END	free	€ 18	€ 24	free	
WEEK	free	€ 42	€ 56	free	€ 12 / day
EXTRA DAY	free	€ 6	€ 8	free	

Prices for passenger cars. Camping cars/cars with trailer pay the double price (on demand).  
\*Ireland Motorhome = 30€/night

## DIESEL - FUEL ADVANCE

**On departure, your diesel tank will be full.** According to the type of boat and the region, a full tank guarantees at least 15 days of autonomy. When returning your boat, we will fill it up ourselves in order to avoid a long queue at the petrol station and simplify your check out. The consumption is calculated according to the number of hours you cruised, shown by the time meter in the boat. If you cruise longer than 15 days, our team will tell you how to proceed.

- **On departure**, the base will ask for an **"advance on fuel" based on your length of stay** which will be deducted at the end of your cruise. You don't have to pay the advance if you choose the "Inclusive Pack".

- **In 2023 the average cost per day** varied between €50 and €80 depending on the boat model.
- **The heating and hot water** of some Penichettes and Europas is produced by diesel. A separate time meter is provided for the boiler (heating costs are very variable according to the season and the temperature you wish to have on board).
- Fuel cost per hour is displayed in all our bases but can be modified at any moment, depending on the fuel price.

FUEL CONSUMPTION

BOAT TYPE	P.935 P.935W	P.1107W P.1106FB	P.950E	P.1020FB P.1022FB	P.1120R	P.1260R	P.1500R	P.1165FB	P.1180FB	P.1400FB	P.1500FB	E.300/400 E.500/600	E.700	LINSEN 34.9	NEW CON FLY
FUEL CONSUMPTION (L/h)	3,0	3,5	4,5	3,8	4,0	4,5	5,0	4,0	4,2	4,8	5,1	4,8	5,0	5,0	4,5

The consumption is given for information only, it is not guaranteed. It may vary depending on your speed and the waterway used (e.g. river with current, wind...). This consumption is indicated for the use of the engine, it does not include the use of the boiler, for heating or the production of hot water (these equipments also use diesel). Please note that the consumption of a boat is different from a car.

INSURANCE AND DAMAGE DEPOSIT

BOAT INSURANCE

The Locaboat Holidays fleet is insured for all accidental damages incurred by the boat or caused to third parties through the use of its boat. (For example: collision with another boat or a structure).

INSURANCE DEPOSIT

However, as with any insurance, there is a deductible, which must be deposited as a financial guarantee on the day of departure, in the form of an insurance **DEPOSIT**. The deposit amount varies from € 1,500 to € 2,000 depending on the type of boat rented. This deposit will be returned to you in full upon your return\*, if there is no damage reported on board by our on-site team following inspection. However, in the event of damage, the captain remains financially responsible and will have to pay the repair costs, with the maximum limit set by the amount of the deposit.

DAMAGE WAIVER (DEPOSIT REPURCHASE)

(Note that the All inclusive package includes the damage waiver.)

The DAMAGE WAIVER is a non-refundable sum payable by the tenant/renter on the day of departure. The amount can vary from € 110 to € 200 depending on the type of boat rented and the length of stay. It exempts the captain from repair costs in the event of any damage (excluding « Exclusions » conditions). However, unlike a deposit, the damage waiver is not refundable.

**Please note that a reduced deposit \* of € 500 will still be required**, even in the event of opting for the damage waiver, in order to cover the costs of possible damages incurred, which fall into any category of the insurance exclusions.

\* In Italy, the deposit is retained for 15 days after your return.

On the day of departure, you will therefore have the choice between rendering a full deposit for the boat or subscribing to the damage waiver (with a reduced

deposit). In both cases, you will be asked for a credit card imprint as a guarantee. Whichever option you choose, in the event of an accident, you will be required to complete a claim form and inform your departure base as soon as an event occurs. This report is obligatory (a fee of €500 may be charged for refusal to complete the declaration form).

Please also note that tenants/renters, their personal effects as well as their own civil liability are not covered by the boat's insurance.

✓

**IMPORTANT!** The following elements, known as "Exclusions" are in no way covered by the boat's insurance, nor by the deposit or the damage waiver. In the event of damage to the boat, caused to a third party or to any structure hereforth mentioned in the exclusions, the tenant/renter remains financially responsible and will have to pay the amount of the damage, whatever its amount and without limit :

Serious breaches such as:

- Breach of navigation rules
- Driving while intoxicated, under the influence of narcotics or any substances which affect consciousness or the ability to react
- False declarations
- Intentional damage to the boat, or damages not linked to an accident
- Deterioration, breakage or loss of small materials or on-board equipment (inventory) not related to an accident
- Damage caused to the bimini or convertible (canvas and / or roll bar)
- Crew Interventions of blocked toilets
- Loss, theft or damage to rental bikes
- Damage and costs related to a stranding
- Boat abandonment fees
- Improper cleaning of the barbecue

DEPOSIT AND DAMAGE WAIVER

France, Germany, Holland and Italy.

TYPE OF BOAT	Damage deposit	Damage waiver 2-9 days	10 days +
Pénichettes Classique®			
P.935 / P.935W	1 500 €	110 €	150 €
P.1107 / P.1107W	1 500 €	110 €	150 €
P.1106FB	1 500 €	110 €	150 €
Pénichettes Terrasse®			
P.1120R	2 000 €	120 €	160 €
P.1260R	2 000 €	130 €	170 €
P.1500R	2 000 €	160 €	200 €
Pénichettes Évolution®			
P.950E	2 000 €	120 €	160 €
Pénichettes Flying Bridge®			
P.1020FB / P.1022FB	2 000 €	120 €	160 €
P.1165FB	2 000 €	130 €	170 €
P.1180FB	2 000 €	160 €	200 €
P.1400FB	2 000 €	160 €	200 €
P.1500FB	2 000 €	160 €	200 €
Europa			
E.300	2 000 €	160 €	200 €
E.400	2 000 €	160 €	200 €
E.500	2 000 €	160 €	200 €
E.600	2 000 €	160 €	200 €
E.700	2 000 €	160 €	200 €

CLEANING AT THE END

You must return the boat cleaned inside as well as outside.If you do not wish to do it yourself, you can pay for our cleaning service. This means the staff of the base will take care of the cleaning. Nevertheless, we will ask you, before returning the boat:

- To clean the crockery and store it,
- To throw the rubbish in the rubbish bins provided,

BOAT TYPE	P.935 P.935W	P.1107/P.1107W P.1106FB	P.950E	P.1020FB P.1022FB	P.1120R	P.1260R	P.1500R	P.1160FB P.1165FB	P.1180FB	P.1400FB	P.1500FB	E.300/E.400	E.500/E.600 E.700	Linssen	New Con Fly
CLEANING SERVICE	110 €	120 €	120 €	130 €	130 €	135 €	140 €	135 €	135 €	140 €	140 €	130 €	135 €	130 €	90 €
In Ireland				90 €	90 €		105 €	70 €		105 €				100 €	

Italy: cleaning service obligatory in case of pet on board.

TYPE OF BOAT	Damage deposit	Damage waiver 2-9 days	10 days +
Linssen			
Grand Sturdy 34.9	2 000 €	160 €	200 €

TYPE OF BOAT	Damage deposit	Damage waiver Up to 7 days	Extra day
New Con Fly	1 500 €	120 €	15 €

Ireland

TYPE OF BOAT	Damage deposit	Damage waiver
Pénichettes Terrasse®		
P.1120R	1 500 €	130 €
P.1500R	1 750 €	165 €
Pénichettes Flying Bridge®		
P.1020FB	1 500 €	130 €
P.1165FB	1 500 €	130 €
P.1400FB	1 750 €	165 €
Linssen		
Grand Sturdy 34.9	1 750 €	165 €

- To empty and arrange the closets and the drawers,
- To strip the beds.

If you do not respect the instructions above, we will have to put the amount of tow cleaning services on your account.

**The cleaning service is included in the "Inclusive Pack".**



INCLUSIVE PACK

Locaboat offers an all inclusive package including :

- fuel (engine + heating)
- cleaning package
- damage waiver
- 1 bicycle

This package is available in France, Holland and Germany at the following rates:

	WEEK-END	MINI-WEEK	WEEK	EXTRA DAY
Pénichettes Classique				
P.935 / P.935W	249 €	299 €	449 €	45 €
P.1107W / P.1106FB	279 €	349 €	499 €	50 €
Pénichettes Terrasse				
P.1120R	299 €	399 €	549 €	55 €
P.1260R	299 €	399 €	599 €	55 €
P.1500R	349 €	449 €	649 €	60 €
Pénichettes Evolution				
P.950E	299 €	399 €	549 €	55 €
Pénichettes Flying Bridge				
P.1020FB / P.1022FB	299 €	399 €	549 €	55 €
P.1165FB / P.1180FB	299 €	399 €	599 €	55 €
P.1400FB / P.1500FB	349 €	449 €	649 €	60 €
Europa & Linszen				
E300 / E400	349 €	449 €	599 €	60 €
E500 / E600 / E700 / LINSSEN	349 €	449 €	649 €	60 €


The inclusive pack can be booked and paid either when booking\* or at the base on your departure day.

*\*For Pont-a-Bar, Buzet, Cahors, Alphen and Bernburg, this package can be reserved in advance but must be paid for on the day of departure.*

In Ireland and Italy, this package is proposed but does not include the same services and the prices are different. Please contact your departure base to book it. Payment at the base on your departure day only.

The price of the all-inclusive package is fixed and guaranteed, regardless of the number of hours navigated.

If you navigate for 2 weeks, the all-inclusive package is calculated as follows: price for 1 week + 7 additional days.



A refundable deposit of 500 euros will be requested on the day of departure (same as for the damage waiver).

Please note also that before returning your boat you are expected to:

- Clean and store the crockery,
- Throw the rubbish in the rubbish bins provided,
- Strip the beds.

If not, we would have to charge you another cleaning service.

BICYCLES

Bicycles are a great complement to a cruise.

Bike lanes and towpaths along canals are very convenient to explore the surroundings or to do a little exercise during your cruise! Bikes are also useful to go shopping in cities and villages near the waterways. It is better to book your bicycles in advance directly at your departure base. Of course we always try to provide the bikes ordered in advance, but cannot guarantee it.

Bicycles are not insured against theft or loss, you are responsible for them. In case of loss or theft, you will be charged per bike :

FRANCE	HOLLAND	GERMANY, ITALY & IRELAND
500 € ttc > 26"	300 € ttc	260 € ttc
300 € ttc > 20"		

Types of bikes available at our departure bases:

- Adult bikes : 20" or 26 " wheels, 3 or 4 speeds, mud guard, luggage carrier. Baby carriers and attachable shopping baskets available on request, free of charge. No adult helmets available.
- Mini bikes for children : 16" or 18" wheels, single speed for children from 5 to 12. Limited number and sizes: It is essential to order them and to indicate the child's height (in metres) at the base. Helmets for children can be supplied for free. It is necessary to order them in advance.

Please note that:

- In Italy and Alphen, we only offer folding bikes.
- In France, helmets are compulsory for children under the age of 12.

BIKE \ LENGTH	WEEK-END	MINI-WEEK	WEEK	10/11 DAYS	2 WEEKS	3 WEEKS	4 WEEKS
CHILDREN	15 €	20 €	35 €	50 €	60 €	70 €	80 €
ADULTS	25 €	35 €	50 €	70 €	90 €	100 €	110 €

Except in Italy where we propose only folding bikes for 8 €/day

IRELAND	WEEK-END	MINI-WEEK	WEEK	10/11 DAYS	2 WEEKS
	35 €	35 €	55 €	80 €	100 €

WIFI (FRANCE, GERMANY, ITALY AND THE NETHERLANDS)

Stay connected during your boating holiday! Most of our bases in France, Germany and Italy provide wi-fi modems for hire. These will enable you to connect all the devices you have on your boat: computers, tablets or smartphones. You will be asked for a deposit (€100 in Italy, €150 in France, Netherlands and Germany) on spot. The maximum consumption is 2Gb per week (1Gb for short stay) in Italy. Each additional Gb costs 10 euros. In France, Germany and the Netherlands, the maximum consumption is 5Gb/day.

	WEEK-END	MINI-WEEK	WEEK	10/11 DAYS	2 WEEKS	3 WEEKS	4 WEEKS
WIFI	29 €	29 €	49 €	49 €	65 €	79 €	89 €

Price in case of loss or damage situation

ELEMENTS OF THE BOX	WIFI POCKET	USB CABLE	POWER SOCKET	POCKET
Amount	135 €	5 €	5 €	5 €

Wifi in Italy

WIFI	2GB
Gb supp	10€

Service unavailable in Ireland, Pont-à-Bar, Buzet and Bernburg.

## SHOPPING BASKET SERVICE

A grocery ordering service is provided by most of our bases, delivering your shopping basket onboard when you arrive.

- We will forward your order to a local shop. They will process your order and deliver it on your departure day. You should pay the supplier directly. Please pay in cash.
- If the supplier isn't at the base when you arrive, you can leave your payment to our receptionist at the base.
- Please note that we charge a fee of € 20 for your order.  
Service unavailable from Buzet and Saintes.

In Loosdrecht, this service is available from April until end of September.

- Orders must be submitted 10-15 days prior to your departure date.

In some towns, a "Drive" service is available at the local supermarket; ask your departure base if possible or not.



**Orders can be made  
on [www.penichette.com](http://www.penichette.com)**



### LOCABOAT'S PLUS SERVICE

Do you know that? For your departure, Locaboat provides you for **FREE** :

- Bed linen \*
- Bath towels \*
- Dish towels
- A welcome kit with some cleaning products to help you on your arrival, a sponge, a rubbish bag, toilet paper, 1 roll per toilet + 1 extra
- The boat's equipment: safety equipment, crockery...  
Complete inventory list available on page 47

*\* Linen provided according to the number of passengers indicated on your booking.*

Don't load your suitcases, leave more space for your books and swimming costumes.

## BARBECUE

*New*

For a convivial moment with family and friends, Locaboat offers gas barbecue hire. Please note: barbecues are not allowed on the boat and must be used on the bank only. Please wash the equipment after use and return it clean at the end of the cruise. This service is available in France, Germany, Italy and Loosdrecht.

GAZ BARBECUE	WEEK- END	MINI- WEEK	WEEK	EXTRA DAY
BBQ	25 €	32 €	50 €	7 €

## HIRING OF DINGHIES

This useful addition will be particularly appreciated by anglers, ornithologists and nature-lovers. They will allow you to go in the most hidden corners or to land while your boat can remain at anchor in a well sheltered bay.

Important: In a dinghy or a small boat, everybody **MUST** wear a lifejacket. It is definitely forbidden to be in a dinghy while it's being towed. Attention, number of dinghies and motors are limited. Order them in advance directly at your departure base.

	IRELAND 3.5m DINGHY WITH OARS	IRELAND 4.5m DINGHY WITH OARS	IRELAND MOTOR KIT 3,5 m	IRELAND MOTOR KIT 4,5 m	ITALY 3.5m DINGHY WITH OARS
WEEK	42 €	52 €	130 €	150 €	105 € (7 days minimum in Italy)

## OTHER AVAILABLE SERVICES

Some departure bases provide additional services and will directly contact you prior to your arrival to book them:

- Early check-in or late check out (€ 80 each)
- Hiring of stand up paddles in Germany, Holland, Italy and from Lattes in France (€ 120 per week)

- Deck mattress in France, Germany and Loosdrecht € 12

Upon availability. Please book it in advance.

## MEANS OF PAYMENT

**You have the following methods of payment on site for the damage deposit and other extras:**

- France: By credit card (Visa, Mastercard), Cash card, Maestro (only possible for the payment of your services, not for the deposit),
- Germany: by credit card (Visa, MasterCard or cash card)
- Holland: by credit card (Visa, MasterCard or cash card)
- Ireland: by credit card (Visa, MasterCard)
- Italy: by credit card (Visa or MasterCard)



**You can also pay in cash.**

For security reasons, our bases prefer cashless payment. In case of a one-way cruise, the damage deposit cannot be paid in cash.





## RETURN OF THE BOAT

### You must return your boat between 8 and 9 am.

Please respect this timing, as next customers will check in the same day.

Due to the lock opening hours (in most regions at 9 am), we recommend to return the base the evening before.

### BOAT RETURN FORMALITIES

- Return your boat in a generally good condition (see "Cleaning at the end").
- Return the extra hired or borrowed equipment (bicycles, wifi, etc.).
- Pay your diesel fuel (if you have not chosen the "Inclusive Pack")
- Your damage deposit will be given back once the boat and the inventory are checked by the base staff.
- We remind you that you are responsible for the boat and its equipment in case of damages or accidents.
- Think about the following customers that will take your boat and report to the reception any kind of problems you encountered.

### RETURN OUTSIDE OPENING HOURS OF THE BASE

If you choose to return the boat before scheduled time (e.g. for personal reasons) or if you want to pick up your car earlier, please inform the base in time. Not all bases are open outside departure days.

### LATE RETURN

In case of a late return, the base may charge you with a half or a full day of your hire price.



### ABANDONMENT OF THE BOAT

If you abandon the boat during your cruise, a minimum fee of € 150 per day will be charged for conveying the boat back to the base as well as a cleaning fee if necessary.



## TRANSFER IN CASE OF A ONE WAY CRUISE

**The one-way cruise supplement does not include the return of the crew to the departure base.** Depending on your route, there are different possibilities:

- Public transportation (not possible everywhere).
- Taxi transfer on your arrival or on your return day.
- Vehicle transfer (not possible everywhere).

### Train connections can be easy, quick and cheap on certain routes.

From the base, a taxi can drive you quickly to the train station; just ask for details and book it at least 7 days in advance via the base.

**If you choose the taxi transfer,** you have two possibilities:

- Transfer on the day of the arrival at the base: you leave your vehicle at the arrival base. Please order your taxi to the departure base one week in advance, by e-mail.
- Transfer on the day of the return: you order the taxi at the departure base, during your check in.

**If you choose the transfer of your vehicle, please order this service at your departure base at least one week in advance by email.**

The contract will be established during the departure formalities. Vehicle transfer is not possible for vehicles with a value exceeding 80 000 €. Prices and transfer possibilities between the bases can be found in the "Access to your base" section.

Don't forget to leave us the vehicle's papers and the keys. Please note that in the case of a vehicle transfer, it is compulsory to rent of a closed car park. This one will be invoiced at the base. Once the vehicle has been checked and the transfer contract signed, you will not be able to access your car until the scheduled return date.

### One-way supplement € 200.

Please note that the one-way supplement is a handling fee and not the price of repatriation. You will find the possibilities and prices for transfers on page 35.

## CHECKLIST BEFORE LEAVING

### PLEASE DON'T FORGET:

- Travel documents: passports or, if needed, visa for all crew members.

### Baggage:

- Suitable clothing/shoes.
- Working gloves, you will need them when you hold ropes in the locks.
- Some pegs and a lighter.
- Sun lotion, medicaments etc.
- Board games, books, travel guides etc.
- Charging cables and adapters for your electronic devices (notebook, mobile phone etc.)
- Required items for your pet.
- Cash for paying your groceries.

### ITEMS AVAILABLE AT THE BASE:

You will find biodegradable products for sale in most of our bases. In order to protect the environment, we encourage you to use these products.

### HOW DO YOU ARRIVE ?

#### By car:

- Directions to the base can be found on chapter "contact details of your departure base" and on [penichette.com/en/departure-base](https://penichette.com/en/departure-base).
- Have you ordered a parking space?
- In case of a one-way cruise you will order taxi transfer directly on site at the base.

#### By train/plane:

- Are the tickets booked?
- Have you organised the transfer from the train station/airport to the departure base? You can order the transfers directly at our departure bases 1 to 2 weeks before your departure. Prices and e-mail addresses or phone numbers can be found on the following pages.



# Contact details of your departure base

On the following pages you will find an alphabetic overview on our departure bases in France, Germany, Holland, Ireland and Italy. You will find the opening hours for each base, as well as detailed directions and parking information.

Further information on hotels, restaurants, touristic attractions etc. can be found online on: **penichette.com**  
Our staff at the base will be delighted to assist you with any further questions.



## ARGENS-MINERVOIS

### LOCABOAT HOLIDAYS

Port Occitanie - FR 11200 Argens-Minervois

**T: +33 (0)4 68 27 03 33**

argens-minervois@locaboat.com

**Starting out formalities:** departure days from 2 to 6 pm.

#### Access:

- 🚗 Lézignan-Corbières regional station (6 km), Narbonne TGV-station (23 km).
- ✈️ Carcassonne-Salvaza (52 km), Perpignan - Rivesaltes (89 km), Montpellier-Méditerranée (122 km), Toulouse-Blagnac (146 km), Gironne (Spain - 188 km).

🏠 Available in Roubaix (2 km) or in Lézignan (6.2 km).

**Parking:** Enclosed car park, not guarded: €42/week. Covered, not guarded: €56/week. As free parking is limited to 48 hours in the commune, it is essential to leave your vehicle in our closed car park. The number of places in the covered car park is limited. Reservations must be made by e-mail to the base.



## BRAM

### LOCABOAT HOLIDAYS

Port de Bram - FR 11150 Bram

**T: +33 (0)4 68 13 02 38**

bram@locaboat.com

**Starting out formalities:** departure days from 2 to 6 pm.

#### Access:

- 🚗 Bram regional station (2 km), Toulouse TGV station (74 km), Carcassonne station (24 km).
- ✈️ Toulouse-Blagnac (84 km), Carcassonne airport (24 km).
- 🏠 Available in Bram (1.6 km).

**Parking:** public parking not enclosed, not guarded: free

## BRIARE

### LOCABOAT HOLIDAYS

Gare d'eau des Près Gris - FR 45250 Briare

**T: +33 (0)2 38 29 13 14**

M: +33 (0)6 86 37 05 93

briare@locaboat.com

**Starting out formalities:** departure days from 2 to 6 pm.

#### Access:

- 🚗 Briare (500 m).
- ✈️ Paris-Orly (150 km).
- 🏠 Available in Briare (1.8 km).

**Parking:** Enclosed, not guarded: €42/week. Public parking, not enclosed, not guarded: free. Number of parking spaces strictly limited. Reservation by e-mail to the base mandatory. Will be allocated according to reservation dates and first come first served.



## BUZET

### NICOLS

Port de Buzet - 244 chemin de Bacalan - FR 47160

Buzet sur Baïse

**T: +33 (0)5 53 84 72 50**

buzet@nicols.com

**Starting out formalities:** departure days from 2 to 6 pm. (by appointment)

#### Access:

- 🚗 Aiguillon (6 km) or TGV station: Agen (30 km).
- ✈️ Bordeaux Mérignac (113 km) or Toulouse Blagnac (147 km).
- 🏠 Available in Buzet (200 m).

**Parking:** public parking not guarded, not enclosed, free or enclosed parking: € 42 per week.



## CAHORS

### BABOU MARINE

Chemin Saint Mary - FR 46000 Cahors

GPS Access: Pont Stephane Hessel

**T: +33 (0)5 65 30 08 99**

M: +33 (0)6 43 42 39 69

[babou.marine@wanadoo.fr](mailto:babou.marine@wanadoo.fr)

**Starting out formalities:** on departure days between 2 to 6 pm.

#### Access:

- 🚗 Montauban station (65 km), Cahors station (1 km).
- ✈️ Toulouse Blagnac Airport (112 km), Brive Vallée de la Dordogne Airport (87 km).
- 🏠 Available in Cahors (1.3 km).

**Parking:** Enclosed, not supervised: free.

Covered, not supervised at night: €42 per week.

## CORBIGNY



### LOCABOAT HOLIDAYS

Port de la Vauvelle - La Chaise - FR 58800 Corbigny

**T: +33 (0)3 86 20 07 29**

[corbigny@locaboat.com](mailto:corbigny@locaboat.com)

**Starting out formalities:** departure days from 2 to 6 pm.

#### Access:

- 🚗 Leave Corbigny (the base is situated 4km from the village) direction Nevers on D958 (route de St. Saulge). In front of the bridge over the canal, turn left direction La Chaise, then drive parallel to the canal. Follow the "Locaboat" signs. Ignore the restriction of access.
- 🚗 Clamecy regional station (30 km), Nevers regional station (60 km).
- ✈️ Paris Orly (249 km), Paris Charles-de-Gaulle (291 km).
- 🏠 Available in Corbigny (3.9 km).

**Parking:** Enclosed, not guarded: €42/week.



## DOMPIERRE-SUR-BESBRE

### LOCABOAT HOLIDAYS

Le Port - FR 03290 Dompierre-Sur-Besbre

**T: +33 (0)4 70 48 27 27**

M: +33 (0)6 85 82 11 72

(technical assistance only)

[dompierre@locaboat.com](mailto:dompierre@locaboat.com)

**Starting out formalities:** departure days from 2 to 6 pm.

#### Access:

- 🚗 Dompierre-Sept-Fons regional station (3 km), Le Creusot-Montchanin TGV station (87 km).
- ✈️ Lyon-Saint-Exupéry (196 km).
- 🏠 Available in Dompierre (700 m).

**Parking:** Covered, not guarded: €56/week.

Public parking, not covered, not guarded: free.

## JOIGNY

### LOCABOAT HOLIDAYS

Chemin Du Port Au Bois - FR 89300 Joigny

**T: +33 (0)3 86 62 06 14**

M: +33 (0)6 75 65 46 03

(technical assistance only)

[joigny@locaboat.com](mailto:joigny@locaboat.com)

**Starting out formalities:** departure days from 2 to 6 pm.

#### Access:

- 🚗 Joigny regional station (1 km).
- ✈️ Paris-Orly (138 km), Paris-CDG (177 km).
- 🏠 Available in Joigny (1.1 km).

**Parking:** Enclosed, not guarded: €42/week. Public parking, not covered, not guarded: free.



## LATTES

### LOCABOAT HOLIDAYS

Port Ariane - Rue de la Capitainerie

FR 34970 Lattes

**T: +33 (0)4 67 20 24 12**

[lattes@locaboat.com](mailto:lattes@locaboat.com)

📍 [locaboat\\_lattes](#)

**Starting out formalities:** departure days from 2 to 6 pm.

#### Access:

- 🚗 Take the A709 direction Montpellier.
- 🚗 TGV stations Montpellier-Sud-de-France (5km) and Montpellier St. Roch (6km). From St. Roch, take tram n°3 to the centre of Lattes. From there it is only a 10 minute walk to Port Ariane (direction "Carrefour Market").
- ✈️ Montpellier-Méditerranée (6 km).
- 🏠 Available in Lattes (700 m).

**Parking:** Enclosed, not guarded: €42/week.

Public parking, not enclosed, not guarded: free.



## 📍 LUTZELBOURG

### LOCABOAT HOLIDAYS

Le Port Amont - 7, rue de la Zorn -  
FR 57820 Lutzelbourg

**T: +33 (0)3 87 25 70 15**

lutzelbourg@locaboat.com

**Starting out formalities:** departure days from  
2 to 6 pm.

### Access:

🚗 Local station Lutzelbourg (1 km),  
Saverne station (11 km).

✈️ Strasbourg Entzheim (77 km).

🏠 Available in Lutzelbourg (600 m).

**Parking:** Covered car park, not guarded:

€56/week. Enclosed, not guarded: €42/week.

The number of covered parking places is limited,  
reservation by e-mail to the base necessary! Public  
parking, not guarded, not enclosed: free.

## 📍 NÉGRA

### LOCABOAT HOLIDAYS

10 Rue De Villeneuve - Ecluse De Négra

FR 31450 Montesquieu Lauragais

**T: +33 (0)5 61 81 36 40**

negra@locaboat.com

**Starting out formalities:** departure days from  
2 to 6 pm.

### Access:

🚗 Villefranche-Lauragais regional station  
(8 km), Toulouse-Matabiau TGV-station  
(41 km).

✈️ Toulouse-Blagnac (47 km), Carcassonne-Salvaza  
(64 km).

🏠 Available in Montgiscard (6.3 km), Villefranche de  
Lauragais (8 km).

**Parking:** Enclosed, not guarded: €42/week.

## 📍 PONT-À-BAR

### ARDENNES NAUTISME

12 Hameau Pont-à-Bar -

FR 08160 Dom-Le-Mesnil

**T: +33 (0)3 24 54 01 50**

M: +33 (0)6 75 02 72 08 or +33 (0)6 23 25 41 03

info@ardenne-nautisme.com

**Starting out formalities:** departure days from  
2 to 6 pm.

### Access:

🚗 Sedan regional station (10 km), Charleville-  
Mézières regional station (15 km).

✈️ Luxembourg (131 km), Charleroi (147 km), Brussels  
(170 km).

🏠 Available in Donchery (3.7 km), Sedan (10 km).

**Parking:** Enclosed, not guarded: €42/week.



## 📍 SAINT-MARTIN SUR OUST



### LOCABOAT HOLIDAYS

28 rue du Golfe

FR 56200 Saint Martin sur Oust

**T: +33 (0)2 99 72 15 80**

M: +33 (0)6 74 99 72 10

saint-martin-sur-oust@locaboat.com

**Starting out formalities:** departure days from  
2 to 6 pm.

### Access:

🚗 TGV station Redon (20 km).

✈️ Rennes Saint-Jacques (63 km),  
Nantes Atlantique (110 km).

🏠 Available in St Martin (700m).

**Parking:** Enclosed, not guarded: €42/week. Covered,  
not guarded: €56/week.

Public parking, not guarded, not covered: free.





## 📍 SAINT-LÉGER-SUR-DHEUNE

### LOCABOAT HOLIDAYS

Rue Du Port - FR 71510 Saint-Léger-sur-Dheune

**T: +33 (0)3 85 98 03 03**

saint-leger-sur-dheune@locaboat.com

**Starting out formalities:** departure days from 2 to 6 pm.

#### Access:

- 🚗 Regional station (1 km), TGV station Le Creusot-Montchanin (17 km).
- ✈️ Lyon St-Exupéry (166 km).
- 🏠 Available in Saint-Léger (750 m).

**Parking:** Covered car park, not guarded: € 56/week.  
Enclosed, not guarded: € 42/week.  
Covered parking places are limited. Reservation in advance is required.  
Not enclosed, not guarded: free.

## 📍 SAINTES

### LOCABOAT HOLIDAYS

Port Larousselle - 3 rue de Courbiac  
FR 17100 Saintes

**T: +33 (0)6 88 05 27 46**

saintes@locaboat.com

**Starting out formalities:** departure days from 2 to 6pm.

#### Access:

- 🚗 Saintes station (2 km).
- ✈️ Bordeaux Mérignac (130 km).
- 🏠 Available in Saintes (900 m).

**Parking:** public parking not guarded, not enclosed: free.

## 📍 SCEY-SUR-SAÔNE

### LOCABOAT HOLIDAYS

Port de Plaisance de Sceaux-sur-Saône  
FR 70360 Chassey-les-Scey

**T: +33 (0)3 84 68 88 80**

scey-sur-saone@locaboat.com

**Starting out formalities:** departure days from 2 to 6 pm.

#### Access:

- 🚗 Vesoul regional station (21 km).
- ✈️ Basel-Mulhouse (150 km).
- 🏠 Available in Sceaux (1.5 km).

**Parking:** Enclosed, not guarded: € 42/week.



GERMANY

## 📍 BERNBURG

### FUNDABOAT

An der Überfahrt 2 A - DE-06406 Bernburg

**T: +49 (0)3925 9480663**

M: +49 (0)176 24799952

hausboot@fundaboat.de

**Starting out formalities:** departure days from 2 to 6pm. Initiation to navigation rules: 2 pm.

#### Access:

- 🚗 Autobahn A14, exit Bernburg Mitte.
- 🚗 Bernburg (2 km).
- ✈️ Leipzig/Halle (77 km), Berlin-BER (185 km).
- 🏠 Available in Bernburg (2 km).

**Parking:** Enclosed, guarded: € 56/week. Public parking outside the base: free.



## 📍 FÜRSTENBERG

### LOCABOAT HOLIDAYS

Ravensbrücker Dorfstr. 26 B - DE 16798 Fürstenberg

**T: +49 (0)33093 602 60**

fuerstenberg@locaboat.com

**Starting out formalities:** departure days from 2 to 6 pm.  
Initiation to navigation rules at 3 pm.

#### Access:

- 🚗 Fürstenberg local station (1.5 km),  
1 hr. from Berlin with direct train,  
Berlin central station (100 km).
- ✈️ Berlin (116 km).
- 🏠 Available in Fürstenberg (1.5 km).

**Parking:** Enclosed, not guarded: € 42/week.

**The pumping out costs €20 during your holiday at Fürstenberg and Bernburg.**





HOLLAND

## ALPHEN AAN DEN RIJN

### HAPPYACHTS

"Haven aan den Rijn"

Industrieweg 2 A

2404 BZ Alphen aan den Rijn Netherlands

**M: +31 6 36 46 05 94**

info@happyachts.eu

**Starting out formalities:** departure days from 2 to 6 pm.

### Access:

🚗 Alphen a/d Rijn station (2 km), Leiden station (16 km), Schiphol Airport station (26 km), Amsterdam Central station (42 km).

✈️ Amsterdam Schiphol Airport (26 km), Rotterdam Den Hague Airport (39 km).

🏠 Available in Alphen (600 m).

**Parking:** Enclosed, covered: €56/week.

Public parking not enclosed, not guarded: free.



## LOOSDRECHT

### LOCABOAT HOLIDAYS

Oud-Loosdrechtsedijk 249 A-D

1231 LX Loosdrecht Netherlands

**T: +31 (0)294 237 742**

M: +31 (0) 65 37 48 021

loosdrecht@locaboat.com

**Starting out formalities:** departure days from 2 to 6 pm.

### Access:

🚗 Hilversum regional station (10km) then continue with bus 121 to the stop "Oud-Loosdrecht", Amsterdam TGV Thalys station (28 km), Utrecht ICE station (22 km).

✈️ Amsterdam-Schiphol (35 km).

🏠 Available in Loosdrecht (550 m).

**Parking:** Enclosed, not guarded: €42/week.

Limited places. The base can only guarantee one enclosed parking place per boat. Please make a reservation. Camper site: 3 minutes from the base. Approximately €50/week.



IRELAND

## BANAGHER

### CARRICKCRAFT

The Marina, Curraghavarra, Banagher, Co. Offaly, R42 DH51 Ireland

**T: +353 5791 51187**

sales@carrickcraft.com

**Starting out formalities:** departure days from 4 pm to 5 pm.

### Access:

✈️ Dublin (144 km), Knock (128 km), Shannon (96 km).

🏠 Available in Banagher (650 m).

**Parking:** Not enclosed, not guarded: free.

## CARRICK ON SHANNON

### CARRICKCRAFT

The Marina St George's Terrace, Carrick-On-Shannon, Co. Leitrim, N41 XA00, Ireland

**T: +353 (0) 7196 20236**

sales@carrickcraft.com

**Starting out formalities:** on departure days between 4 pm to 5 pm.

### Access:

🚗 Carrick on Shannon station (1,6 km).

✈️ Dublin airport (144 km).

🏠 Available in Carrick (1.5 km).

**Parking:** Public parking, not enclosed, not guarded: free



ITALY

## CHIOGGIA

### RENDEZ-VOUS FANTASIA

Isola Dell'Unione - IT 30015 Chioggia (Ve)

**T: +39 (0) 041 551 04 00**

M: +39 (0)320 572 04 65

info@charterboat.it

**Starting out formalities:** departure days from 3 to 6 pm. For any departure or return outside the scheduled departure days, a supplement of €50 will be charged.

### Access:

🚗 Chioggia regional station (2 km), Padova station grande ligne (49 km), then bus until Chioggia.


✈️ Venezia Marco Polo (58 km), Treviso (74 km).

🏠 Available in Chioggia (600 m).

**Parking:** Enclosed, guarded: €84/week.

The parking is about 800m from the base. When you arrive, please park momentarily on the other side of the street, take your luggage to the boat, follow the technician to the parking and get back to the base with him.





# How do I get there?

## AIRPORT/STATION/BASE TRANSFERS

These prices are for daytime journeys (between 8am and 7pm), excluding Sundays and public holidays. Prices are given as an indication and may be subject to change at any time, independently of our will. In some cases you will be asked a supplement for extra suitcases, trailer or a pet.

You have to directly pay the driver in cash only.

Airport/station/base transfers must be booked with the base concerned, two weeks to one week before departure via the website [www.penichette.com](http://www.penichette.com) or by

e-mail, specifying: name, file number, boat, number of people, day of departure, and information on the flight (flight number, origin, time and place of arrival) or the train (time and place of arrival) as well as a credit card as a guarantee. In case of a "no show", if this service has not been cancelled 24 hours in advance, it will be charged by the taxi company.

**No telephone reservations.**

## APPROXIMATE RATES FOR TRANSFERS BY TAXI

MIDI-CAMARGUE	UPTO 3-4 PERS.	UPTO 7-8 PERS.
ARGENS		
Montpellier Fréjorgues Airport	€ 258	€ 288
Toulouse Blagnac Airport	€ 300	€ 348
Carcassonne Airport	€ 100	€ 130
Béziers Airport	€ 140	€ 160
Toulouse Train Station	€ 285	€ 310
Carcassonne Train Station	€ 90	€ 110
Narbonne Train Station	€ 50	€ 68
Lézignan Train Station	€ 15	€ 20
LATTES		
Montpellier Fréjorgues Airport	€ 32	€ 48
Toulouse Blagnac Airport	€ 450	€ 490
Montpellier TGV Train Station	€ 32	€ 48

BRAM		
Carcassonne Airport/Train Station	€ 45	€ 75
Bram Train Station	€ 18	€ 28
Castelnaudary	€ 40	€ 70
Narbonne	€ 180	€ 270
Villefranche	€ 95	€ 170
Toulouse downtown	€ 165	€ 245
Toulouse Train Station	€ 160	€ 240
Toulouse Blagnac Airport	€ 175	€ 250
NÉGRA		
Toulouse Blagnac Airport	€ 80	€ 90
Toulouse-TGV Train Station	€ 70	€ 80
Villefranche Lauragais Train Station	€ 20	€ 30
Villenouvelle Négra Train Station	€ 10	€ 20
Carcassonne Airport	€ 165	€ 180

SOUTH WEST OF FRANCE	UP TO 3-4 PERS.	Up to 7-8 PERS.
BUZET		
Aiguillon Train Station	€ 20	-
Agen Train Station	€ 70	-
Bordeaux Mérignac Airport	€ 305	-
Toulouse Blagnac Airport	€ 350	-

LOT VALLEY	UP TO 3-4 PERS.	Up to 7-8 PERS.
CAHORS		
Cahors Train Station	€ 15	-
Montauban Train Station	€ 130	-
Brive Airport	€ 140	-
Toulouse Blagnac Airport	€ 210	-

CHARENTE VALLEY	UP TO 3-4 PERS.	Up to 7-8 PERS.
SAINTES		
Saintes Train Station	€ 22	-
Bordeaux Airport	€ 300	-

BRITTANY	UP TO 3-4 PERS.	Up to 7-8 PERS.
SAINT-MARTIN-SUR-OUST		
Nantes Train Station	€ 188	€ 188
Rennes Train Station	€ 153	€ 153
Redon Train Station	€ 40	€ 40
Rennes Airport	€ 135	€ 135
Nantes Airport	€ 192	€ 192

ALSACE-LORRAINE / ARDENNES	UP TO 3-4 PERS.	Up to 7-8 PERS.
LUTZELBOURG		
Strasbourg Airport	€ 160	€ 180
Strasbourg TGV Train Station	€ 140	€ 160
Saverne Train Station	€ 40	€ 60
PONT-À-BAR		
Sedan Train Station	€ 20	-
Charleville-Mézières Train Station	€ 45	-
Luxembourg Airport	€ 130	-
Brussels Airport	€ 170	-
Charleroi Airport	€ 160	-
Paris Airport	€ 240	-

BURGUNDY / SAÔNE / FRANCHE COMTÉ	UP TO 3-4 PERS.	Up to 7-8 PERS.
SCEY-SUR-SAÔNE		
Basel-Mulhouse Airport	€ 265	€ 265
Vesoul Train Station	€ 55	€ 55
Besançon Train Station	€ 140	€ 140
SAINT-LÉGER-SUR-DHEUNE		
Le Creusot TGV Train Station	€ 38	€ 70
Lyon St.Exupéry Airport	€ 370	-

BURGUNDY / NIVERNAIS / LOIRE	UP TO 3-4 PERS.	Up to 7-8 PERS.
JOIGNY		
Paris Charles de Gaulle Airport	€ 315	€ 365
Paris Orly Airport	€ 270	€ 300
Joigny Train Station	€ 25	€ 45
CORBIGNY		
Corbigny downtown	€ 20	€ 20
Paris Charles de Gaulle Airport	€ 600	€ 600
Paris Orly Airport	€ 500	€ 500
Clamecy Train Station	€ 80	€ 80
Avallon Train Station	€ 100	€ 100
Nevers Train Station	€ 150	€ 150
DOMPIERRE		
Paris Charles de Gaulle Airport	€ 525	€ 525
Lyon St. Exupéry Airport	€ 350	€ 350
Paris downtown	€ 480	€ 480
Geneva Airport	€ 610	€ 610
Moulins-sur-Allier Train Station	€ 75	€ 75
Le Creusot TGV Train Station	€ 240	€ 240
BRIARE		
Paris Charles de Gaulle Airport	€ 400	€ 440
Paris Orly Airport	€ 300	€ 340
Paris downtown	€ 325	€ 360
Briare Train Station	€ 10	€ 10
Lyon St. Exupéry Airport	€ 610	€ 650

ITALY	UP TO 3-4 PERS.	Up to 7-8 PERS.
CHIOGGIA		
Venice Marco Polo Airport	€ 140	€ 190
Treviso Airport	€ 170	€ 216
Padova Train Station	€ 130	€ 180
Mestre Train Station	€ 130	€ 180

GERMANY	UP TO 3-4 PERS.	Up to 7-8 PERS.
BERNBURG		
Halle/Leipzig Airport	€ 150	€ 150
Bernburg central Train Station	€ 20	€ 27
FÜRSTENBERG		
Berlin Airport	-	€ 200
Berlin-Hauptbahnhof Train Station	-	€ 160

NETHERLANDS	UP TO 3-4 PERS.	Up to 7-8 PERS.
LOOSDRECHT		
Amsterdam Schiphol Airport	€ 125	€ 125
Amsterdam Centraal Train Station	€ 115	€ 115
Utrecht Centraal Train Station	€ 100	€ 100
Hilversum Centraal Train Station	€ 45	€ 45
ALPHEN AAN DEN RIJN		
Amsterdam Schiphol Airport	€ 65	€ 80
Amsterdam Centraal Train Station	€ 100	€ 120
Leiden Centraal Train Station	€ 45	€ 60
Rotterdam Centraal Train Station	€ 95	€ 110
Alphen Train Station	€ 15	€ 23
Rotterdam/La Haye Airport	€ 88	€ 105

## RETURN TO THE BASE IN CASE OF ONE WAY CRUISE - INDICATIVE PRICES

These prices are for daytime journeys (between 8am and 7pm), excluding Sundays and public holidays. Prices may be subject to change at any time beyond our control. A supplement may be required for extra luggage, trailer hire, pets on board, waiting time, etc. The taxi cost must be paid directly to the driver on the spot and only in cash. Taxis for one-way trips can be ordered on site. In case of a vehicle repatriation, the rental of an enclosed parking space is compulsory and will be charged on a basic basis. See all details on page 21.

## TRANSFERS IN IRELAND

The transfer is booked directly with your departure base, **at least 3 weeks before the start of your cruise**, and is paid for on the spot. You will find the transfer order form on [www.penichette.com](http://www.penichette.com)


**For flights arriving after 6 pm or before 10 am, extra charges may apply, please check with your base.**

PRICE PER PERSON	SATURDAY		MONDAY TO FRIDAY	
	SINGLE	RETURN	SINGLE	RETURN
Dublin Airport > Carrick / Banagher	€ 45	€ 85	€ 55	€ 105



ONEWAY TRIP IN FRANCE (IN BOTH DIRECTIONS)	TAXI up to 3-4 PERS.	TAXI up to 7-8 PERS.	PUBLIC TRANSPORT	CAR TRANSFER
Joigny - Corbigny	€ 220	€ 245	Poor public transportation	€ 345
Joigny - Dompierre	€ 380	€ 380	Poor public transportation	€ 550
Dompierre - Briare	€ 300	€ 310	Poor public transportation	€ 390
Argens - Lattes	€ 238	€ 278	Duration: 2 h Train + taxi	€ 295
Argens - Négra	€ 240	€ 280	Duration: 2 h Train + taxi	€ 295
Lattes - Négra	€ 460	€ 500	Duration: 3 h 30 Train + taxi	€ 460
Bram - Argens	€ 210	-	Duration : 45 min Train + Taxi	€ 270
Bram - Negra	€ 170	-	Duration : 1 h Train or bus + Taxi	€ 270





# Navigation tips

## BASIC RULES

### Cruising on rivers and canals is surprisingly easy.

Common sense is the main requirement, and although you do need to pay attention the whole time, it's not as stressful as driving a car. **The minimum age required to sail one of our boats is 18 years old. A minimum of two adults on board, in good physical condition, are required for manoeuvres.**

- You will find at the beginning of this book a **table of the most important signs** that you may meet during your cruise. Please respect these signals.
- Navigation is allowed **only during daylight and with good visibility**. It is forbidden to sail after sunset or when the conditions do not allow you to see the route (fog for example).
- When no other boat is around, you can remain in the middle of the waterway, **but when you approach another boat**, you must keep your right. Check behind you regularly to make sure that no other boat is behind you. On a river it is imperative to follow the channel as described in your river guide.

### Please respect the authorized speed limits:

- On canals: 5 to 8 km/hour.
- On rivers: 10 to 12 km/hour.
- On certain sections and nearby harbours, speed limits can be lower, but will then be signaled.

- Commercial vessels have priority over pleasure boats and barge hotels. You should therefore move to the side and leave the way clear for these vessels which are generally uncommon on your route.
- Sailing boats and rowboats are usually less easy to handle. Therefore, you have to avoid being too close to them. A sailing boat running with its motor is considered as a motorboat.
- Generally, boats with engines move to the starboard (right) side. If paths should cross, priority goes to the one who is coming from the right.
- Never cut off a boat's route (professional, sailing ship, rowing boat), avoid them by behind.
- It is forbidden to overtake a commercial barge without the agreement of the bargeman, either by a sign or if he moves to the right.
- Slow down while passing in front of fishermen and keep away from their lines. In Germany and in Ireland, there are many fishermen and they often leave a net in water. Be very vigilant.

## CANALS, RIVERS AND LAKES

**Cruising on canals is the easiest, even if there are many locks.** There is no current, you can stop almost anywhere (except in Germany), and the towpath makes it easy to go off on shopping expeditions. Cruising on lakes and rivers asks a little more attention; waterways are often wider, and you must carefully observe the buoys marking the navigable channel to avoid sandbanks and rocks.

**On lakes and rivers, respect the beacons that mark the channel. River guides and maps are a useful assistance to avoid sandbanks and rocks.**

There is often more traffic, which may range from large commercial barges to speedboats, sailing dinghies and canoes. With no towpath, you have to stop in marinas in order to do your shopping.

For safety reasons it is **strictly forbidden** to take our boats out on the sea.

Navigation may be affected by:


- **Flood.** While canals are almost never in flood, the opposite goes for rivers. Usually this occurs in spring when heavy rainfall combines with snow melt in the mountains but sometimes also in autumn. As a rule, rivers in flood go down again after just a few days.
- **Drought.** Both canals and rivers can be affected by drought and water shortages. Should this happen, cruising may be restricted, or even forbidden on certain sections.
- **Damp and fog.** On lakes, rivers and canals damp can bring potentially dangerous fog in the mornings. If you can't see anything, do not navigate.

## AQUEDUCTS, TUNNELS AND BOAT LIFTS

**The waterways boast many examples of human ingenuity, several of which are listed as historical monuments and tourist attractions.**

- Aqueducts, built from the 17<sup>th</sup> century, enable canals to cross rivers or ravines.
- Certain roads cross canals with different bridges like lifting-bridges, and also swinging-bridges (which you have to manoeuvre yourself sometime like the one on the Nivernais close to Corbigny).

- Tunnels can be several kilometers long. They operate like a one-way road, its entries are controlled by lights.
- Boat lifts and water slopes are rare. Invented to replace a chain of locks, they can be a major highlight of your cruise.



Pay attention to the risk of accidents and injuries when you are going through low bridges. Always keep in mind the height of your boat, including all objects which are on deck (e.g. Bicycles) and add a security margin of 20 cm (7.8 in/0.6 ft).

## CROSSING LAKES AND OPEN WATER

- When crossing stretches of open water, you must stick to **the navigation channels shown on your map**, and sail the correct side of buoys when present.
- Never start out to cross open water in unfavorable weather conditions.
- If the wind is **above Force 3 on the Beaufort scale** (12-19 km/h or 8-11 knots) and/or if waves are higher than 50 cm/1.6" **you must not try to cross**. Your base will provide you with information on where to obtain the best weather forecast during your cruise.
- On open water, **wear your life jackets**; if you fall overboard, the consequences could be fatal.

- If you moor at night on a lake, think about your anchor lights.
- Never cruise at night, not only on rivers and canals, but also on open water.

## Attention

While crossing the Etang de Thau, the use of toilets, showers and hand basins is strictly forbidden. The penalty is up to €2500 to be paid by the captain.

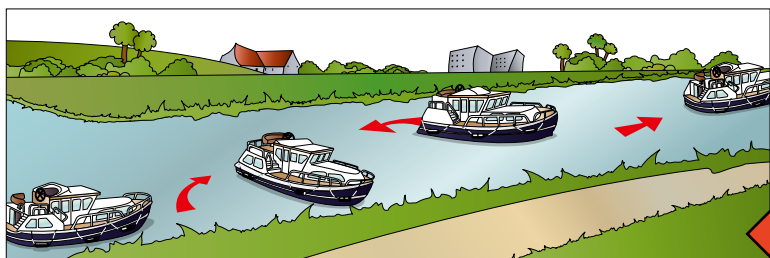
## DEPARTURE

- Start up the motor and untie all ropes except the front one.
- A crew member stands at the bow, undoes the rope knot at the front but keeps the rope in its hand and maintains the mooring at the front.
- Turn the steering wheel towards the shore and slowly increase the power. You will note that the stern of the boat moves away from the shore.
- From the moment the stern is released, put the accelerator into neutral and straighten the wheel to the centre.
- Your crew member can now drop the rope at the front and arrange it tidily
- Verify that the back of the boat is free. You can leave backwards.
- When the boat is free, put the accelerator back in neutral position, then slowly in the forward position.
- It is important to immediately wind up the ropes with care.
- Do not forget to retrieve mallet and mooring spikes before leaving, if you have used them.



### Be attentive to your mooring ropes.

Take care of them; keep them tidy and well arranged. A rope which falls in the water and wraps around the propeller is likely to cause tiresome breakdown.



The best way to leave.

## PASSING ANOTHER BOAT AT A NARROW POINT WHERE THERE ARE NO SIGNS OR SIGNALS

### Boats:

- If the other boat is further than you to the narrow passage, go first.
- If the other boat is closer than you to the narrow passage, let it go first.

### Fishermen :

- Usually the anglers take their line out of the river. If not go passed within an appropriate distance.

## TURNING ROUND IN A SMALL SPACE

It may look difficult to turn round in a small space even for an experienced pilot. It is easier than it looks, you just need to:

- Stop the boat.
- For Penichettes with a right handed screw of the propeller, steer completely to starboard (right) and leave the helm in this position for the whole manoeuvre.
- Engage forward gear and accelerate briskly, then return to neutral. The stern will naturally turn to port (left). Watch the front and back of the boat carefully.

- Now engage reverse gear with the same brisk acceleration; the stern will continue to turn.
- Continue forward gear/reverse gear until the boat has turned around. Do not forget that when going from forwards to reverse, leave the gear in neutral for two seconds to avoid damage to the gearbox.
- Europas have a left handed screw of the propeller, so you just have to do the manoeuvre the opposite way.

## BRAKE AND STOP THE BOAT

**To slow and stop your boat, use the reverse gear.** You must always be in control of your speed.

- You must engage reverse gear and accelerate briskly and proportionately to your speed and to the stopping distance. Do not forget that when going from forwards to reverse, leave the gear in neutral for two seconds to avoid damage to the gearbox.

- After having slowed/stopped, return to the neutral position. Do not forget that there is always a certain lapse of time before the boat responds to manoeuvres.

## MOORING

**Always do everything really slowly.** Do not forget you don't have a brake pedal and that boats take time to respond.

- **Always put the bows into the bank** first and have a crew member well forward with a boat hook to fend off if necessary. You should take extreme care and never try to fend off with your foot, leg or arm. If you come in bows first, it reduces the risk of the propeller getting damaged or entangled.

- Once the boat is touching the bank, **make sure the engine is in neutral**. Your crew member should then step ashore taking the bow rope with him. You or a third crew member should then pass or throw him the back rope.
- Never turn the engine off until the boat is tied up. Equally never untie the boat **before the engine is running**.



- On a river you should always **moor facing upstream, against the current**. In strong winds, on a river or on a lake, **moor facing to the wind**. When a river or canal has a towpath; you should **normally moor on that side**.

- If your manoeuvre wasn't quite right, don't worry. Try again, and **take your time**. Remember that you are on holiday and time is on your side.

## MOORING IN REVERSE

**In some ports it is worthwhile to moor in reverse.** Here is how to moor when the mooring berth is situated port (left) side to your boat:

- Place the boat so that the rear stands in the middle of your neighbours boat.
- Turn the wheel to port (left) side then put the gear in a slow reverse.
- Engage.
- If your boat is coming in too near to the neighbouring boat and without changing the direction of the wheel, go straight into forward gear

and then gently come back in reverse gear. You will notice that the rear of your boat moves towards the port side.

You can eventually re-do this manoeuvre and your boat will move without any problem into the position you have chosen. For boats equipped with bow thrusters, the manoeuvre is easier but remember not to use it too much.

## TYING UP

In many places you will find marinas. Some are free but when water and electricity are supplied, you have to pay a small fee per night.

It is important that the boat is securely tied up, particularly when you stop for the night. However, you are not committed to moor in harbours. **You may moor anywhere except:**

- At less than 200 m from a lock or weir.
- When forbidden.
- Where it makes circulation difficult, on a tight bend, where the channel is narrow, underneath a bridge or in a lock (except if the lockkeeper expressly asks you to do so).
- Near or in an area of reeds.
- On private banks of rivers or lakes.
- In Germany, mooring up in canals or rivers is not permitted, except for specially provided landing places. Therefore, you will not find mallets and mooring spikes on board.

### General mooring rules:

- To moor a boat properly, tie up the stern first and then the bow.
- Never have ropes across the towpath, walkers and cyclists might get hurt.
- Tying up in the wild might seem fun but think about the access to your boat.
- It is forbidden to tie up to trees, as it can damage the trees and can give rise to a large fine. To moor in the countryside use the two mooring spikes and the hammer which are provided on board.
- If there is a strong wind, moor on the side the wind is blowing from; otherwise you'll never be able to get away from the bank when you want to leave.
- If there is a possibility that the level of the river or lake might change, do not tie up too tightly (i.g. in the Venice Lagoon).

## ANCHORAGE

**In Germany (day and night), in the Netherlands (only during the day on lakes, a list of lakes will be provided by your base) and in Ireland (only during the day) you are allowed to drop the anchor in order to moor.** It is important to check the evening weather forecast before deciding to spend the night tied to the anchor. You should give up the idea if the wind is over Force 3 Beaufort (12-19 km/h or 8-11 knots). In other countries, it is forbidden to moor with the anchor.

- In Germany, it is forbidden to moor with the anchor near to reeds, fauna reproduction areas or on a canal. Remember to keep a good distance from the banks.
- An anchor holds well especially in sandy ground or clay.
- Your mooring **should be protected from waves and wind**. It should give you enough room to turn around yourself.
- If you spend the night **do not forget to switch on your anchor light**.

### DROPPING ANCHOR

- Evaluate the depth.
- Stop the boat facing the wind
- Put the motor into neutral position.
- Release the anchor until it touches the ground.

- When the boat begins backing up with the wind, unwind the chain progressively so that it lays along the ground.



**Anchor with the chain:** give an equivalent length to three times the depth.

**Anchor with the rope:** give an equivalent length to five times the depth.

### RAISING ANCHOR

- Start up the motor.
- Pull up the chain until it is vertical.
- Pull the anchor on board. Please think about cleaning the chain and the anchor by plunging them back in the water.
- Leave the mooring place slowly.





# Locks

## LOCK ETIQUETTE

**Getting it right going through locks is largely a matter of good teamwork.** The lock keeper is not obliged to help you tie up your boat in the lock. If he does, it is by kindness. In return you may help him opening and closing the lock gates. It takes on average between 15 and 20 minutes to pass through a lock.

- Avoid presenting yourself at a lock just before its closing time (including lunch break in France). Arrive at least half an hour before the closing time.

Some lock keepers will ask you to keep the engine turned on (so you can take speedy action in an emergency). Others will ask you to turn off the engine.

In general:

- **France and Holland:** keep the engine on.
- **Germany:** switch it off.
- The Captain is expected to tell the lock keeper if he intends to stop before getting to the next lock.
- Locks can take several boats at once. Sometimes you may have to wait a little, while so the lock keeper can group boats and therefore save water.
- **Commercial barges always have priority at locks.**

## IMPORTANT RULES

- Always go in with power on - if the propeller isn't turning on you have no control over the boat!
- Never jump down from the lock side onto the roof of the boat! Not only it is dangerous for you, but it could also damage the boat, particularly if it has a sliding roof.
- Never loop the rope around your arm or wrist!
- Never use hands or feet to fend off. You could get badly hurt; use the boat hook.
- If you give the lock keeper a hand, please follow and respect his or her instructions at all time. Your help is always at your own risk and responsibility.

## Attention

Please remind that commercial craft always have the right of way.

## TYPES OF LOCKS

**The opening hours of locks are different**, according to the country, waterway or season. On some public holidays they can be closed.

**The function of the lock will be explained during the initiation.**

### 1. MANUALLY OPERATED WITH A LOCKKEEPER

- The less common encountered lock and the most sociable.
- To help relations further, you can give the lock keeper a hand - he or she will be very grateful! Please follow the instructions of the lock keeper carefully. Remember that your help is on your own responsibility and risk.

### 2. ELECTRIFIED WITH A LOCK KEEPER

- Opening and closing of gates as well as operation of gate paddles or locks are motorised under the control of the keeper.

### 3. MANUALLY OPERATED WITHOUT A LOCK KEEPER

- Small in size, these types of locks are only on a few little-used canals and rivers. The boat crew must operate them themselves.

### 4. AUTOMATED WITHOUT A LOCK KEEPER

- These are medium-sized locks found on canals and rivers with little commercial traffic.
- Details of how to operate them will be given to you or explained at the departure base.
- In some cases, a radar detects your boat and sets the operation in progress
- In other cases, an electronic smart card or a remote control system is used. This control will be given to you at the departure base.
- Finally, some have to be operated at the lock.
- Instructions are displayed in several languages.
- In case of problems there is a phone for assistance.

### 5. LARGE MECHANISED LOCK WITH LOCK KEEPER

- Frequently found on big rivers.
- These locks can generally hold one or more barges or leisure boats at the same time.
- Entry into them is controlled by traffic lights (red & green lights).
- Follow the instructions, often given through a loud speaker.
- You need to wear life jackets.

## LOCKING UP

- You enter the lock slowly, then drop off a crew member.
- When you are well in, put the engine into reverse in order to stop, and then throw the mooring ropes to the crew member on shore, throwing the front one first. To reduce the risk of accidents, don't moor up to the bollards nearest the gates.
- The crew member on shore passes each rope round a bollard, then hands the end of the rope back to a crew member on board, who should hold on to them. The crew member on shore can help the lock keeper with closing the lower gates.
- The lock keeper will then open the paddles or sluices on the upper gates, eventually helped by

the crew member ashore. Crew members on board should keep the ropes tight as the water rises, so as to keep the boat close to the lock wall.

- As soon as the water level inside the lock matches the outside level, the keeper and eventually the crew member on shore will open the upper gates.
- Once you have taken on board your crew member and the mooring ropes, you can navigate gently out of the lock.



## LOCKING DOWN

- Enter the lock chamber slowly. When you are well inside, go into reverse in order to stop the boat. Moor up (do not fix the ropes!), first at the bow, then at the stern.
- Give enough slack in the ropes (which you should hold on to) to allow for a fall of 3 to 4 meters or sometimes even more.
- Make sure the boat doesn't get drawn back too close to the upper gates, lest the rudder and propeller gets caught on the gate sill.
- The lock keeper then opens the paddles or lock on the lower gates. While the water is going down, keep the ropes taut, letting them out bit by bit as the boat goes down.
- When the level has stabilised, the crew member on shore can help the keeper to open the lower gates, while the crew on board pulls in the mooring ropes.

- Push the boat off, motor out slowly as soon as the gates are fully open. To help retrieve the crew member on shore there are usually ladders on the lock gates (watch out! They are often slippery). Alternatively, you can nose your boat gently into the bank 50 m beyond the lock so they can get back on.

## Attention

Your ropes must always be free and able to slide freely.  
If not, your boat might get damaged!

## APPROACHING A LOCK

If the gates are closed when you arrive, stop about 100 meters from the lock and tie up the boat. Either the lock is set for the other direction or there is already a boat in the lock. You can send a crew member up to the lock on foot in order to investigate. You must wait until the lock is ready, and then either sail in, or, if another boat is coming

out, wait until it has passed you before starting off. If the lock is automated and without a lock keeper, follow the instructions given by the base on the working of automated locks. When the signal changes to green you can pass the lock.

## LEAVING A LOCK

Before attempting to manoeuvre wait for the gates to be completely opened and then go out straight ahead and in the middle of the channel to minimize the risk of scraping the lock walls (check that the fenders are in position and use the boat hook if necessary).

If you intend to stop in the next pound (i.e. before the next lock), do not forget to tell the lock keeper. Doing this helps to keep traffic moving.



# Local waterway rules and specificities

Please remind that there are particularities and special rules for certain destinations.

## FRANCE

**In France, the right to use the waterways and locks is included in the hiring price.**

The locks are normally **closed on certain bank holidays** such as 1<sup>st</sup> May, 14<sup>th</sup> July and 1<sup>st</sup> November. However, there are numerous exceptions.

**There are some lifting bridges** that are only open at certain times (e.g. the bridge at Frontignan on the Canal du Rhône à Sète), others are only open on request and some that you manoeuvre yourself. **You will find all these details in the guide map as well as in the boat's log book.** The staff at the base will give you all the necessary information.

## GERMANY

**In Germany you can use the waterways and locks for free.**

For our clients that don't have a boating licence, some navigation limitations exist: they can navigate in the region between Schwerin, Dömitz (Elbe) and Liebenwalde (north of Berlin). The lakes of Müritz and Plau must be crossed by the most direct channel following the signalisation. It is obligatory to wear a lifejacket. In case of non compliance, a penalty will be charged. Navigation on the lakes is forbidden if the wind is stronger than Force 3 Beaufort.

**You should be at the base no later than 3 pm on your departure day in order to have a thorough initiation.** One of the characteristics of navigating in Germany on the lakes, is that you can spend the night tied up at anchor. It will all be explained to you in detail during your initiation.

The waterway police controls regularly the speed limits, especially in areas, where the speed limit is at 5 kph. They can also punish illegal mooring, especially in the touristic areas of Berlin, Rheinsberg or Schwerin. **The captain of the boat is personally responsible to pay the fine for any violation of the rules**, even if he didn't steer the boat himself.

By signing the hire contract, **the captain has to respect the navigation rules and the "Charterscheinverordnung"** and to pay for every penalty. Grey and black water emptying is compulsory throughout Germany (subject to a charge).

## HOLLAND

The Vecht and the lock at Loosdrecht are open from 1<sup>st</sup> April till 31 October. At your check-in / initiation you will be given instructions on how to pass bridges and locks. The technician will also thoroughly go over the route with you. You will receive a route-booklet with detailed information and opening hours of each bridge you will pass. On the waterway-map the height and width of each bridge are indicated. When calculating the height of your boat (you will find information in the board-book) do not forget the items that may be on the roof, such as bicycles, and always add a security margin, never less than 20 cm.

Exceptions for Flying Bridge Pénichettes®: Crossing the town of Utrecht (Oude Gracht) is not possible with Flying Bridge boats, Evolution neither Europa, these have to pass around the city via the Amsterdam Rijn Kanaal. You can moor close to the city center, at a 5-minute walking distance. At Alkmaar all boats

can enter the city center. However, cruising on the Hoornse Vaart is not possible for Flying Bridge boats. Limitations on your route will be explained in details on your departure day.

Things you need to know if you start from Alphen aan den Rijn :

- You can neither enter Rotterdam nor The Hague city with your boat.
- But you can moor your boat within a few kilometers from the city center and access it either by bike or public transport.
- Anchoring is not allowed at night in Holland.
- In Holland, most locks and drawbridges must be paid for locally. Please plan a budget for your cruise.

**Any damage caused due to the non- compliance of the instructions will be charged to the captain of the boat.** The waterway police patrols regularly, especially in areas where the speed limit is 5 kph. The maximum speed for a Locaboat boat anywhere in the Netherlands is 8 kph. The captain of the boat is personally responsible and has to pay any fine for violating the law, even if he did not steer the boat himself. By signing the hire contract the captain has agreed to the navigation rules and will have to pay for any penalty. Anchoring is not allowed at night in Holland. In Holland, most locks and drawbridges must be paid for locally. Please plan a budget for your cruise.

IRELAND

**In Ireland, automatic locks on the Shannon-Erne-Waterway work with a "Smart Card" that can be bought at the base** (€6,50 for 10 units). Locks are open every day from 9 am to 8 pm. The same card allows access to the toilets in public ports, showers, washing machines and also to empty the used water holding tanks or use shore power in public marinas. **Spending the night in public ports is free.** In private marinas, mooring fees are about €10-12. Leaving from Leitrim and going south, the locks are automated with lock keeper and cost about €1.50. **Navigation on the Grand Canal is only possible until Tullamore with the following boat : P.1020FB.**

**Navigation on the lakes is forbidden in rough weather** (Force 3 Beaufort and more). It is forbidden to spend the night anchored on the lakes. Children under 17 must wear a life jacket. On the lakes, make sure you stay in the middle of the channel. Otherwise you risk running aground. Refloating a boat entails significant costs and these are covered neither by the insurance nor by the accidental damage waiver and will be for you to pay should this happen. **It is not allowed to anchor on a lake during the night.**

ITALY

**This is a region that requires more attention.** The tides play an important role and the level of the water in the lagoon is generally quite shallow. As this level is not deep, **it is very important to respect the buoys and to stay in mid channel.** If you do not respect this rule, there is a great risk of running aground. Refloating a boat involves important costs. These are covered neither by the insurance nor by the accidental damage waiver and will be for you to pay should this happen.

Contrary to the canals or tributaries, the breakdown service can only intervene on the lagoon by boat, which means that, depending on the tides, the intervention might only **be carried out after several hours and a wait of 4-6 hours** is not impossible. Take note that the navigation on the lagoon is much easier than on the Brenta Canal – where the locks are much narrower with a strong current. **These locks require skillfulness and at least two agile people to help with the manoeuvres.** During your initiation, the instructor will go through all the details.

The Lagoon Police controls regularly the compliance of navigation restrictions in particular areas like the Canale Grande (these areas will be explained at the starting out formalities). They can also punish illegal mooring. **The captain of the boat is personally responsible to pay the fine for any violation of the rules,** even if he did not steer the boat himself. By signing the hire contract, the captain obligates to respect the navigation rules and to pay for every penalty.



Inventory of boats

BEDDING

In the majority of the bases, the bed linen is cleaned by an external company. **Please check the content of each package before leaving or before the base closes.**

	P930E	P935	P935W	P1107W	P1106	P1120R	P1260R	P1500R	P1020FB	P1022FB	E400	P1165FB	P1180FB	E300/E400	E700	E500	P1400FB	P1500FB	Linssen 349GS	NCF
NAVIGATION EQUIPMENT																				
Gang plank	On request in Germany, Italy and Linssen 349GS																			
Swimming ladder	Only in Germany, Ireland and Holland																			
Boats hook	1	1	1	1	2	2	2	2	2	2	2	2	2	2	2	2	2	1	2	
Mallet (exc. Germ.)	1	1	1	1	1	1	1	1	1	1	1	1	1	1	1	1	1	1	-	
Mooring spikes (exc. Germ.)	3	3	3	3	3	3	3	3	3	3	3	3	3	3	3	3	3	3	-	
Fixed fenders	12	6	8	8	8	10	10	8	10	10	10	10	10	10	10	10	10	8	-	
Mobile fenders	-	-	-	1	1	1	1	1	-	1	1	1	1	1	1	1	1	1	6	
Mobile helmsmans	-	1	1	1	-	-	-	-	-	-	-	-	-	-	-	-	-	-	-	
Ground tackle	1	1	1	1	1	1	1	1	1	1	1	1	1	1	1	1	1	1	1	
2 <sup>nd</sup> Ground tackle	On request in Germany and Ireland																			
Mooring ropes	4	3	3	3	4	4	4	3	4	4	4	4	4	4	4	4	4	4	4	
Locaboat flag	1	1	1	1	1	1	1	1	1	1	1	1	1	1	1	1	1	1	-	
National flag	1	1	1	1	1	1	1	1	1	1	1	1	1	1	1	1	1	1	1	
Red flag	Only in Germany, Holland and Ireland																			
Mooring ball	Only in Holland																			
Folding chairs (max number)	3	1	1	4	4	6	6	1	1	2	6	2	2	2	2	12	4	2		
Bucket with rope	1	1	1	1	1	1	1	1	1	1	1	1	1	1	1	1	1	1		
Hose pipe and adaptors	1 hose pipe and adaptors supplied except in Germany and Holland																			
Gas bottles	-	2	2	2	2	2	2	2	2	2	2	2	2	2	2	2	2	2	2	
230V cable	A 25m long cable supplied																			
Parasol with foot	1	-	-	1	1	1	1	-	-	-	-	-	-	-	-	-	-	-	-	
Bimini	1	-	-	-	-	-	-	1	1	1	1	1	1	1	1	1	1	1	1	
SAFETY EQUIPMENT																				
Key for the boat	1	1	1	1	1	1	1	1	1	1	1	1	1	1	1	1	1	1	1	
First aid box	1	1	1	1	1	1	1	1	1	1	1	1	1	1	1	1	1	1	1	
Fire extinguishers*	2	2	2	2	2	2	2	2	2	2	2	2	2	2	2	2	2	2	2	
Fire blanket	1	1	1	1	1	1	1	1	1	1	1	1	1	1	1	1	1	1	1	-

\*Only one extinguisher in Germany



	P950E	P935 P935W	P1107W	P1106	P1120R	P1260R	P1500R	P1020FB P1022FB	E400	P1165FB	P1180FB	E300/E600 E700	E500	P1400FB	P1500FB	Linsen 349GS	NCF
Flash light	1	1	1	1	1	1	1	1	1	1	1	1	1	1	1	1	-
Life buoy	1	1	1	1	1	1	1	1	1	1	1	1	1	1	1	1	1
Life jackets	4	5	7	7	6	10	12	5	4	7	7	6	9	9	12	6	4
Life jackets for kids	Available at your departure base on request																
3 flares	Only in south of France and Italy																
Binoculars	Only in Germany and Ireland																
HOUSEHOLD																	
Doormat	1	1	1	1	1	1	1	1	1	1	1	1	1	1	1	1	1
Clothespin	10	10	10	10	10	10	10	10	10	10	10	10	10	10	10	10	-
Broom	1	1	1	1	1	1	1	1	1	1	1	1	1	1	1	1	1
Brush	1	1	1	1	1	1	1	1	1	1	1	1	1	1	1	1	1
Dustpan	1	1	1	1	1	1	1	1	1	1	1	1	1	1	1	1	1
Toilet brush	1	1	1	1	2	2	2	2	2	2	3	3	3	3	4	2	1
Deck brush	1	1	1	1	1	1	1	1	1	1	1	1	1	1	1	1	1
Dustbin	2	2	2	2	2	2	2	2	2	2	2	2	2	2	2	2	1
Ash trays	2	2	2	2	2	2	2	2	2	2	2	2	2	2	2	2	2
Vase	1	1	1	1	1	1	1	1	1	1	1	1	1	1	1	1	1
Document case	1	1	1	1	1	1	1	1	1	1	1	1	1	1	1	1	1
BEDDING AND TOWELS																	
Pillows	4	5	7	7	6	10	12	5	4	7	7	6	8	10	12	6	4
Duvets	4	5	7	7	6	10	12	5	4	7	7	6	8	10	12	6	4
Linen and towels	Linen and towels are provided for free accordingly to the number of the crew on board.																
Cushions	-	-	-	-	-	-	-	2	2	-	2	2	-	-	4	2	-
Blanket (only Germany/ Holland)	1	1	1	1	1	1	1	1	1	1	1	1	1	1	1	1	-
CROCKERY																	
Gas lighter	-	1	1	1	1	1	1	1	1	1	1	1	1	1	1	1	1
Dinner plates	6	7	9	9	8	12	14	7	6	9	9	8	10	12	14	8	9
Soup plates	6	7	9	9	8	12	14	7	6	9	9	8	10	12	14	8	9
Dessert plates	6	7	9	9	8	12	14	7	6	9	9	8	10	12	14	8	9
Bowls	6	7	9	9	8	12	14	7	6	9	9	8	10	12	14	8	9
Mugs	6	7	9	9	8	12	14	7	6	9	9	8	10	12	14	8	9
Coffee cups	6	7	9	9	8	12	14	7	6	9	9	8	10	12	14	8	9
Egg cups	6	7	9	9	8	12	14	7	6	9	9	8	10	12	14	8	9
Wine glasses	6	7	9	9	8	12	14	7	6	9	9	8	10	12	14	8	9
Water glasses	6	7	9	9	8	12	14	7	6	9	9	8	10	12	14	8	9
Beer and shot glasses	Only in Germany and Holland																
Table forks	6	7	9	9	8	12	14	7	6	9	9	8	10	12	14	8	9
Table knives	6	7	9	9	8	12	14	7	6	9	9	8	10	12	14	8	9
Table spoons	6	7	9	9	8	12	14	7	6	9	9	8	10	12	14	8	9
Coffee spoons	6	7	9	9	8	12	14	7	6	9	9	8	10	12	14	8	9

	P950E	P935	P935W	P1107W	P1106	P1120R	P1260R	P1500R	P1020FB	P1022FB	E400	P1165FB	P1180FB	E300/E600	E700	E500	P1400FB	P1500FB	Linsen	NCF
<b>KITCHEN EQUIPMENT</b>																				
Pressure cooker (exc. Germ.)	1	1	1	1	1	1	1	1	1	1	1	1	1	1	1	1	1	1	1	1
Kettle	1	1	1	1	1	1	1	1	1	1	1	1	1	1	1	1	1	1	1	1
Saucepans	3	3	3	3	3	4	4	3	3	3	3	3	3	3	4	4	4	3	3	3
Lid	1	1	1	1	1	1	1	1	1	1	1	1	1	1	1	1	1	1	1	1
Frying pans	2	2	2	2	2	2	2	2	2	2	2	2	2	2	2	2	2	2	2	2
Baking dish	1	1	1	1	1	1	1	1	1	1	1	1	1	1	1	1	1	1	1	1
Salad bowls	2	2	3	3	3	4	4	3	3	3	3	3	3	3	4	4	4	2	3	3
Bread knife	1	1	1	1	1	1	1	1	1	1	1	1	1	1	1	1	1	1	1	1
Kitchen knives	2	2	2	2	2	2	2	2	2	2	2	2	2	2	2	2	2	2	2	2
Carving knife	1	1	1	1	1	1	1	1	1	1	1	1	1	1	1	1	1	1	1	1
Oyster knife	Only in Brittany and South of France																			
Cork screw	1	1	1	1	1	1	1	1	1	1	1	1	1	1	1	1	1	1	1	1
Scissors	1	1	1	1	1	1	1	1	1	1	1	1	1	1	1	1	1	1	1	1
Tin opener	1	1	1	1	1	1	1	1	1	1	1	1	1	1	1	1	1	1	1	1
Universal opener	1	1	1	1	1	1	1	1	1	1	1	1	1	1	1	1	1	1	1	1
Vegetable peeler	1	1	1	1	1	1	1	1	1	1	1	1	1	1	1	1	1	1	1	1
Grater	1	1	1	1	1	1	1	1	1	1	1	1	1	1	1	1	1	1	1	1
Whisk	1	1	1	1	1	1	1	1	1	1	1	1	1	1	1	1	1	1	1	1
Ladle	1	1	1	1	1	1	1	1	1	1	1	1	1	1	1	1	1	1	1	1
Spatula	1	1	1	1	1	1	1	1	1	1	1	1	1	1	1	1	1	1	1	1
Big spoon	1	1	1	1	1	1	1	1	1	1	1	1	1	1	1	1	1	1	1	1
Salad servers	1	1	1	1	1	1	1	1	1	1	1	1	1	1	1	1	1	1	1	1
Salad spinner (exc. Germ.)	1	1	1	1	1	1	1	1	1	1	1	1	1	1	1	1	1	1	1	1
Sieve	1	1	1	1	1	1	1	1	1	1	1	1	1	1	1	1	1	1	1	1
Bread basket	1	1	1	1	1	1	1	1	1	1	1	1	1	1	1	1	1	1	1	1
Italian coffee pot	Only in Italy																			
Juicer	1	1	1	1	1	1	1	1	1	1	1	1	1	1	1	1	1	1	1	-
French press (exc. Germ.)	1	1	1	1	1	1	1	1	1	1	1	1	1	1	1	1	1	1	1	-
Thermos flasks	2	2	2	2	2	2	2	2	2	2	2	2	2	2	2	2	2	2	2	-
Holder for coffee filter	1	1	1	1	1	1	1	1	1	1	1	1	1	1	1	1	1	1	1	-
Tea pot	1	1	1	1	1	1	1	1	1	1	1	1	1	1	1	1	1	1	1	1
Tea strainer	1	1	1	1	1	1	1	1	1	1	1	1	1	1	1	1	1	1	1	1
Cutting board	1	1	1	1	1	1	1	1	1	1	1	1	1	1	1	1	1	1	1	1
Table mats	2	2	2	2	2	2	2	2	2	2	2	2	2	2	2	2	2	2	2	-
Oval dish	1	1	1	1	1	1	1	1	1	1	1	1	1	1	1	1	1	1	1	1
Measuring cup	1	1	1	1	1	1	1	1	1	1	1	1	1	1	1	1	1	1	1	1
Dish towels	4	4	4	4	4	4	4	4	4	4	4	4	4	4	4	4	4	4	4	4
Tray	1	1	1	1	1	1	1	1	1	1	1	1	1	1	1	1	1	1	1	1

#### OPTIONAL EQUIPMENT ON EUROPABOATS

Coffee machine									1					1	1					
Hair dryer									1					1	1					

## THE EUROPA FLEET

### EQUIPMENT

- Hair dryer
- Coffee machine
- Bimini
- Cooling bar on the sun deck  
(Only E400, E600 & E700)
- Bathing platform with outside shower  
(hot and cold water)
- Fly / mosquito screens on cabin windows  
(only E400 & E600)
- Multiple socket outlet

### EUROPA 700 SPECIFIC FEATURES

- Bow and stern thrusters with joystick control
- TV screen and CD/DVD player

