



Riverly

Captain's handbook



2026



Ahoy captain,

You have rented a houseboat for your upcoming vacation and we are happy to welcome you to the large family of the Locaboat friends. You can be sure that we will do our best to make your cruise a success.

However, you have to be aware that a vacation on the water has nothing in common with a hotel stay or a camping vacation. Holidays on the water require all members of the crew to actively participate in daily life, in the maneuvers, in the care of the boat ... Last but not least, this is what makes a boating holiday so special.

To make your first contact with this type of holiday easier for you, we have created our RIVERLY CAPTAIN'S HANDBOOK: it is the result of our personal experience and is constantly updated. Incidentally, your suggestions and experiences are always welcome!

In our RIVERLY CAPTAIN'S HANDBOOK you will find almost all the answers to the questions that may arise before your departure. If we should have forgotten a detail or something is unclear, please do not hesitate to ask us. Our knowledgeable and experienced team will be happy to advise you.

Remember that the staff at our bases are also happy to assist you and are available to answer your questions and provide advice.

We wish you a wonderful trip with Locaboat!

Your RIVERLY team



Contents

04 Safety on board

11 Key information
about your cruise

22 Contact details
of your departure base

France
Germany
Ireland
Holland
Italy & Hungary

32 How do I get there?

36 Navigation tips

42 Locks

45 Local waterway rules
and specificities

France
Germany
Ireland
Holland
Italy & Hungary

47 Inventory of
boats

Other useful documents for preparing your cruise are available on the website: penichette.com




Safety on board

Safety instructions



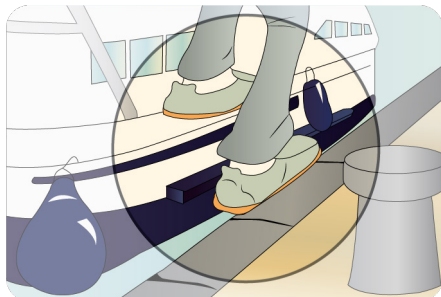
Portez des chaussures adaptées (risque de glisser).



Lors d'un déplacement sur le pont, tenez-vous au bateau avec une main et gardez l'autre libre.



Ne pas arrêter le bateau avec le pied.

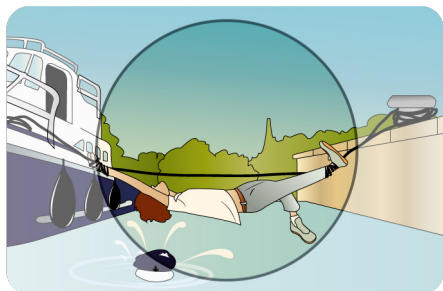





Be careful when you use the boat hook; never keep it in front of you.



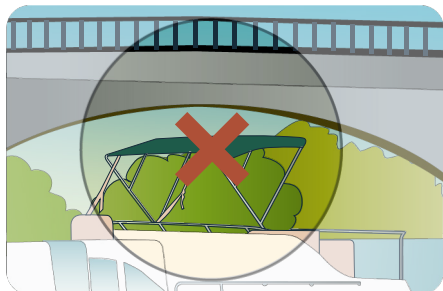
Never tie ropes across the towpath, walkers and cyclists might get hurt



Do not roll a mooring rope up around your wrist or ankles.




Be attentive to your mooring ropes. Take care of them; keep them tidy and well arranged



Do not navigate with the bimini. Risk of hitting a bridge, branches, risk of falling objects




No smoking on board.



Children and animals should stay inside the boat and be supervised while passing through a lock.




All boats are provided with extinguishers. Check their position during the introduction at the base.



Children always have to wear their life jackets on the boat's deck.



Please follow the navigation rules and advices the Locaboat team gives you before departure.



Children need to be supervised while in the water.



Attention


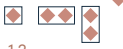


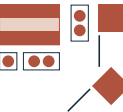










Life is peaceful along the canals, but it's still important to take precautions and follow basic security rules.




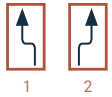
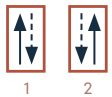
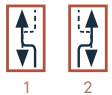




To avoid theft, make sure you always lock the boat, the windows, and don't leave valuables in sight or anything that will attract the attention of thieves when you leave the boat unattended or at night.

Before you set off, check that your boat's doors, latches, windows and hatches are working properly

Key signals

VISUAL SIGNALS

	(Signs or lights)
	1 Passage allowed in both directions. 2 Passage allowed, forbidden from the other direction (one way only)
	(Signs or lights) Passage allowed.
	Passage recommended through marked space.
	(Signals flags or lights) Passage forbidden (2 red lights one above the other mark a long standing prohibition).
	Passage forbidden except for small engineless crafts.
	Entry forbidden in the harbour or main waterway (passage forbidden).
	Passage forbidden outside marked space.
	Passage forbidden but get ready to go ahead (start the engine).
	1 Direction: 1 compulsory 2 recommended
	You are obliged to: 1 stop 2 sound your horn 3 watch for a danger ahead
	Decrease: 1 of depth 2 of headroom 3 of width:
	1 Special limitations 2 Maximum speed in km per hour 3 Distance from the bank
	Ferry with restricted movements.
	Motorised boats forbidden

	Prohibited: 1 Forbidden to overtake or cross 2 Forbidden to overtake 3 Don't apply to river yachting
	It is forbidden to: 1 Stop 2 Anchor 3 Moor
	(Signals lights or flags) Don't create backwash.
	You must head for the channel on: 1 Port side 2 Star board side
	You are to keep to the channel on 1 Port: keep to your left 2 Starboard: keep to your right
	You are required to cross the channel: 1 to port 2 to starboard
	End of prohibition or limitation
	Different marker buoys/starboard for going upstream
	Different marker buoys/starboard for going upstream
	Entering navigable waters

SOUND SIGNALS

	Warning
	Coming to star board.
	Coming to port.
	Backing
	can't manoeuvre
	Collision imminent

Safety

Your boat is duly registered by an official insurance company as well as by the authorities. It meets all the security conditions required by the law.

You must however also contribute to the active safety of your boat and its crew:

- by taking the precaution of keeping your children and your animals inside the boat while going through a lock or mooring.
- by wearing suitable shoes.
- by keeping the boat tidy.
- by taking care to roll up your ropes after each manoeuvre.
- by taking care while jumping off the boat.
- by explaining your crew that they should never roll a mooring rope up around their wrist or ankle or try to stop the boat with their feet.

- by never keeping the boat hook in front of yourself.
- Evaluate the risk of impact when passing under bridges.
- no smoking on board.
- navigation with bimini forbidden



Attention

Never forget to hold the boat with one hand and keep the other one free.

Inventory of safety equipment

EXTINGUISHER

Each boat is provided with extinguishers. Check where they are together with our technician during your introduction on the base. If you have to use them during your cruise, please don't forget to inform our staff when you return the boat.

ANCHORS

All boats are equipped with an anchor which would be your safety aid in the situation of a breakdown or of a wrong manoeuvre near a dam. Before throwing the anchor over board, first make sure that the rope or the chain is firmly attached to the boat.

Let it unwind to the maximum (approx. 30 m).
Never use an anchor in a canal


LIFEBUOY AND LIFE JACKET

All boats are supplied with a lifebuoy and sufficient life jackets. If you travel with children, request life jackets adapted to their size (starting from 10 kg) at your departure base.

After your trip, please put the lifejackets back in their original place.



Order children's life jackets 10-15 days before your departure on penichette.com



In case of an accident

Please call the base immediately; our employees will help you and give you all the instructions and, if necessary, will send someone out to help you. In case of an accident with a third party, it is the captain's responsibility to fill in a report (an original form is in the boat manual), not forgetting to note names and addresses of the witnesses. This report is obligatory (a fee of €500 may be charged for refusal to complete the declaration form)



Attention

- Like on the road, never sign a declaration admitting your responsibility.
- Immediately take a picture of the boat after the accident, in particular of the damage on both boats.

In case of doubt or disagreement, it is better to wait for a member of our base or someone from the police. In a lock, you have the right to ask for a report on the accident to the lockkeeper.

In case of a breakdown

Breakdowns are rare but can happen. They can be of any nature: engine, electric or heating problems, for instance.

If a breakdown occurs, call your base immediately. Outside opening hours and during lunch break you will be connected to an answering machine.

Even if you only reach the answering machine, please leave a message. The answering machine is checked regularly. After 6 pm your call will be answered the following morning

Please give the following information when you call:

- Your name and the name of your boat,
- Your precise location (if possible with kilometer indication written on the river guide),
- The nature of the breakdown (according to your observations),
- A phone number, where you can be reached and the time of your call.

It is generally advised to **leave a mobile phone number on your arrival** so that we can contact you in any case. A technician will come as soon as possible, please be patient and give him enough time to come over. Do not try to repair by yourself.

Assistance hours:

FRANCE =

Tuesday, Wednesday, Thursday, Sunday and bank holidays = 9am-12am / 2pm-6pm

GERMANY =

8am-12am / 1pm-6pm

HOLLAND =

From Monday to Saturday 8am-6pm,
Sunday 9am-6pm

IRELAND =

9am-1pm / 2pm-5.30pm

This applies to non-urgent matters that need assistance. The emergency number is reachable at all times

ITALY =

8am-12.30am / 2pm-6pm

Do not try to fix the problem yourself

In any case, do not hesitate to contact the base. Please remember that the assistance service is included in the hire price and that our staff is at your service during opening hours. Some problems can be solved directly by phone.

If the breakdown doesn't prevent you from cruising, we will make an appointment, to avoid unnecessary waiting time. After our technician has fixed the problem, he will fill out a form and ask you to sign it. You can leave your comments if you have any



Problems with the engine:

A light and/or sound alarm is present on the dashboard.

- If this should happen, approach the nearest bank immediately and turn off the engine.
- Wait a few minutes to allow the engine to cool down then start to turn on the engine again.
- If the alarm starts again, call the base.

Problems with the propeller:

Whatever the waterway, it can happen that a plastic bag or a branch is caught in the propeller or even one of your ropes...

In this case, please contact first your base by phone, and if the technician allows you to remove it yourself, follow the instructions below:

- Turn off the engine, turn off the battery switch and take out the key.
- Open the propeller trap door, be careful that no water comes into the boat, take a good knife and cut everything caught around the propeller.
- Do not forget to close the propeller access before setting out again. While the boat is moving, check that water does not infiltrate by the trap door



Attention

Onboard batteries for power supply have a limited capacity.

Please make sure you do not use electricity if unnecessarily.

Do not connect devices such as hair dryer or coffee machine unless you are plugged to shore power



Key information about your cruise

Opening hours on departure days

Formalities and boarding take place on departure day from 2 to 6 pm, depending on the customers' time of arrival and the boat's readiness. There is no point in arriving before 2 pm because boats are returned and cleaned in the morning.

In France, we recommend that you contact your departure base a few days before your departure to arrange a time slot for your arrival.

In Ireland, departures are organised between 4pm and 5pm.

In Italy, departures are organised between 3pm and 6pm.

Equally, if you think you are going to arrive late, it's necessary that you ring the base to let us know. If we're aware, and you're only a little delayed, we will stay until you get there.

In the event of a long delay, all the information you need to install your crew on board will be given to you by telephone. The initiation will take place the following morning.

The bases are open on the departure days between

9 am and noon. People arriving by plane or train can come and leave their luggage. Checking in or out outside opening hours can only be done with prior agreement of the departure base

Some bases have particular opening hours (please see details in the chapter "Contact details of your departure base")



In case of out and back cruise, we suggest to empty your suitcases straight away and put them back in your car; otherwise they will take up valuable storage space on board.

If you come by train or plane, ask the base to keep your suitcases until your return. (If possible on the spot, please check with the base staff)

Formalities and boarding

As soon as you get to the base, go to the office with your paperwork. The time taken to complete the departure formalities (contract/itinerary) varies according to the sector. Optional services must be paid at the base before your departure. Our office staff will be delighted to advise you about your cruising plans, and they will also inform you about any

event which might affect the waterways. Once the paperwork is done, you will be shown your boat, and you'll be able to stow your belongings.

Before you cast off, check the inventory of your boat, the bed linen provided, the fenders and the safety equipment. Please notify us immediately if something is broken or missing.

IMPORTANT FORMALITIES

- Hiring contract
- Temporary boating permit ("Carte de Plaisance" in France or "Charterschein" in Germany).
- "Inclusive Pack" or damage deposit / damage waiver
- Fuel advance
- Boat handling - theory and practice

OPTIONAL SERVICES

- Parking space*
- Bicycles*
- Dinghies hiring in Ireland & Italy*
- Cleaning service
- Damage waiver
- Inclusive pack
- Extra charge for pets

- Wifi in France, Germany, Holland & Italy*
- Shopping basket*
- Stand up paddle hiring in Germany, Holland, Italy and from Lattes and Saintes in France.*
- Early check in / Late check out*
- Barbecue (in France, Germany, Italy and Holland)*
- Deck mattress (in France, Germany and Holland)*

* upon availability, please check with your departure base. If this service is provided, it must be booked in advance via www.penichette.com

Introduction to the boat

When you've unpacked your belongings, a technician will come on board to explain the engine and the boat's equipment. If you are unsure of anything, please ask for further explanation.

The technician will then train you to steer the boat.

Do remember **there may be several other boats starting on the same day as you**, so please be patient and remember that the staff can't look after everybody at the same time. Relax on board and please wait your turn.

You should never expect to do any cruising on the first day; you will generally spend the first night at the base. Expect all these preliminaries to take about two hours, and consider this time as part of your holiday!

In Germany, you should plan to arrive at the base before 3 pm as the initiation is longer. The captain's initiation is included in the hire price but other crew members willing to take the course will be charged €45/pers.

Pets

Dogs and other pets are welcome on our boats. Make sure that your pet is vaccinated and bring all the necessary items your pet requires; (you won't find anything on board or at the departure base).

Pets are under the responsibility of their owners for the duration of their holiday.

Price per pet: 50 €

In Italy, the cleaning service is obligatory in case of pet on board.

In Ireland price per pet is 80 € (pets are not allowed on Linssen boats in Ireland).

Parking

Nearly all our bases can arrange an **enclosed and/or covered car park**. For some of our bases, there is limited space, in particular for covered parking, caravans and camping cars. Therefore it is recommended to book your parking space in advance.

Please note that our bases do not take responsibility for theft, loss or damage to your car while it is parked. **Parking is always at the owner's risk. We do NOT accept responsibility for any injuries to people either.** Do not forget to lock your car and to switch the radio and lights off.

You will find details of the car parks on offer and their prices in the "Contact details" section



If you would like to return to the base **outside our departure days** (e.g. to pick up your car), please do call the base and organise an appointment, it could be closed otherwise.

Fuel advance

On departure, your fuel tank will be full. According to the type of boat and the region, a full tank guarantees at least 15 days of autonomy. When returning your boat, we will fill it up ourselves in order to avoid a long queue at the fuel station and simplify your check out. The consumption is calculated according to the number of hours you cruised, shown by the time meter in the boat. If you cruise longer than 15 days, our team will tell you how to proceed.

- **On departure**, the base will ask for an "advance on fuel" based on your length of stay which will be deducted at the end of your cruise. You don't have to pay the advance if you choose the "Inclusive Pack".

- For your information, the cost per day of navigation may vary depending on the type of boat and fluctuations in biofuel prices. The hourly rate for the eco-navigation package is displayed at all bases and may be adjusted at any time according to market prices.
- If you do not subscribe to the Serenity package, consumables (fuel, water, gas, etc.) are not included, and the Eco-Navigation package will be billed separately.

Insurance and damage deposit

BOAT INSURANCE

The Rivery fleet is insured for all accidental damages incurred by the boat or caused to third parties through the use of its boat. (For example: collision with another boat or a structure).

form and inform your departure base as soon as an event occurs.

This report is obligatory (a fee may be charged for refusal to complete the declaration form)

Please also note that tenants/renters, their personal effects as well as their own civil liability are not covered by the boat's insurance.

Book your extras in just a few clicks: log in to your MyTrip account using the code on your booking confirmation received by email, or contact your sales advisor directly.

INSURANCE DEPOSIT

However, as with any insurance, there is a deductible, which must be deposited as a financial guarantee on the day of departure, in the form of an insurance DEPOSIT. The deposit amount varies from € 2,500 to € 4,500 depending on the type of boat rented.

This deposit will be returned to you in full upon your return*, if there is no damage reported on board by our on-site team following inspection. However, in the event of damage, the captain remains financially responsible and will have to pay the repair costs, with the maximum limit set by the amount of the deposit.

DAMAGE WAIVER (DEPOSIT REPURCHASE)

(Note that the inclusive pack includes the damage waiver.)

The DAMAGE WAIVER is a non-refundable sum payable by the tenant/renter on the day of departure.

The amount can vary from € 130 to € 280 depending on the type of boat rented and the length of stay. It exempts the captain from repair costs in the event of any damage (excluding « Exclusions » conditions). However, unlike a deposit, the damage waiver is not refundable.

Please note that a reduced deposit * of € 600 will still be required, even in the event of opting for the damage waiver, in order to cover the costs of possible damages incurred, which fall into any category of the insurance exclusions

* In Italy, the deposit is retained for 15 days after your return.

On the day of departure, you will therefore have the choice between rendering a full deposit for the boat or subscribing to the damage waiver (with a reduced deposit). In both cases, you will be asked for a credit card imprint as a guarantee.

Whichever option you choose, in the event of an accident, you will be required to complete a claim



Attention

EXCLUSIONS DES GARANTIES D'ASSURANCE

IMPORTANT ! Les éléments suivants, dits « Exclusions » ne sont en aucun cas couverts par l'assurance du bateau, ni par la caution ou le rachat de caution. En cas de dommages au bateau, causés à un tiers ou à un ouvrage dans le cadre de l'une de ces exclusions, le locataire reste financièrement responsable et devra s'acquitter du montant des dégâts, quel que soit son montant, et sans plafond :

Manquements graves tels que :

- Manquement aux règles de navigation,
- Conduite en état d'ivresse, sous l'emprise de stupéfiants ou de substances affectant la conscience ou la capacité à réagir,
- Déclaration mensongère,
- Dommages volontaires au bateau, ou non liés à un accident,
- Détérioration, casse ou perte du petit matériel ou de l'équipement de bord (inventaire), non liées à un accident,
- Dommages causés au bimini ou au cabriolet (toile et/ou arceau),
- Intervention par suite de toilettes bouchées par l'équipage,
- Perte, vol ou détérioration des vélos de location,
- Dommages et frais liés à un échouage,
- Frais d'abandon du bateau.

Book your extras in just a few clicks:

log in to your MyTrip account using the code on your booking confirmation received by email, or contact your sales advisor directly.

Cleaning at the end

You must return the boat cleaned inside as well as outside. If you do not wish to do it yourself, you can pay for our cleaning service. This means the staff of the base will take care of the cleaning.

Nevertheless, we will ask you, before returning the boat:

- To clean the crockery and store it,
- To throw the rubbish in the rubbish bins provided,

- To empty and arrange the closets and the drawers,
- To strip the beds.

If you do not respect the instructions above, we will have to put the amount of tow cleaning services on your account.

The cleaning service is included in the "Inclusive Pack".

Inclusive pack

Serenity Package

- **Silver Protection:** includes the silver protection (partial waiver of the security deposit).
- **Unlimited Fuel:** unlimited fuel for navigation and heating (excluding air conditioning).
- **Services:** cleaning at the end of your cruise and one bicycle included.

Serenity+ Package

- **Gold Protection:** includes the gold protection (full waiver of the security deposit).
- **Unlimited Fuel:** unlimited fuel for navigation and heating (excluding air conditioning).
- **Services Plus:** cleaning at the end of your cruise, two bicycles, 1 parking space, 1 BBQ and 1 12V converter.



Return Options and Conditions

Actual Fuel Consumption: If you do not subscribe to the Serenity Package(+), your fuel will be billed according to the number of hours used, at the hourly rates displayed at the base. A deposit will be required upon departure, and the balance will be settled upon your return.

For your information, the cost may vary per day of navigation depending on the type of boat and fluctuations in the price of biofuel. The hourly rate for the Eco-Navigation Package is displayed at all bases and may be adjusted at any time according to market prices.

Without subscribing to the Serenity Package, consumables (fuel, water, gas, etc.) are not included, and the Eco-Navigation Package will be billed separately.

Bicycles

Bicycles are a great complement to a cruise.

Bike lanes and towpaths along canals are very convenient to explore the surroundings or to do a little exercise during your cruise! Bikes are also useful to go shopping in cities and villages near the waterways.

It is better to book your bicycles in advance directly at your departure base. Of course we always try to provide the bikes ordered in advance, but cannot guarantee it.

Bicycles are not insured against theft or loss, you are responsible for them. In case of loss or theft, you will be charged per bike :

Types of bikes available at our departure bases:

- Adult bikes : 20" or 26 " wheels, 3 or 4 speeds, mud guard, luggage carrier. Baby carriers and attachable shopping baskets available on request, free of charge. No adult helmets available.
- Mini bikes for children : 16" or 18" wheels, single speed for children from 5 to 12. Limited number and sizes: It is essential to order them and to indicate the child's height (in metres) at the base. Helmets for children can be supplied for free. It is necessary to order them in advance.

Please note that:

- In Italy, we only offer folding bikes.
- In France, helmets are compulsory for children under the age of 12.

Wifi (France, Germany, Italy and the Netherlands)

Stay connected during your boating holiday! Most of our bases in France, Germany, Italy and the Netherlands, provide wi-fi modems for hire. These will enable you to connect all the devices you have on your boat: computers, tablets or smartphones.

Book your extras in just a few clicks:

log in to your MyTrip account using the code on your booking confirmation received by email, or contact your sales advisor directly.

Barbecue

For a convivial moment with family and friends, Locaboat offers gas barbecue hire. Please note: barbecues are not allowed on the boat and must be used on the bank only. Please wash the equipment after use and return it clean at the end of the cruise.

This service is available in France, Germany, Italy and Holland.



Riverly's plus service

Do you know that? For your departure, Locaboat provides you for FREE :

- Bed linen *
- Bath towels *
- Dish towels
- A welcome kit with some cleaning products to help you on your arrival, a sponge, a rubbish bag, toilet paper, 1 roll per toilet + 1 extra
- The boat's equipment: safety equipment, crockery... Complete inventory list available on page 50

Don't load your suitcases, leave more space for your books and swimming costumes.

* Linen provided according to the number of passengers indicated on your booking

Canoe rental

This very useful dinghy will be particularly appreciated by fishermen, mushroom hunters, birdwatchers, and all nature lovers. It will allow you to reach the most secluded spots or go ashore while your boat remains anchored in a sheltered bay.

Wearing a life jacket is mandatory in a canoe or rowboat. It is strictly forbidden to board a towed canoe or rowboat.

Please note that the number of boats and motors is limited. **Order them in time !**
Available only in Ireland and Italy.

Book your extras in just a few clicks:
log in to your MyTrip account using the code on your booking confirmation received by email, or contact your sales advisor directly.

Other available services

Some departure bases provide additional services and will directly contact you prior to your arrival to book them:

- Early check-in or late check-out (€80 each). Please ask your base 7 days before your departure.
- Hiring of stand up paddles in Germany, Holland, Italy and from Lattes and Saintes in France (€ 120 per week)

- Deck mattress in France, Germany and Holland

Upon availability. Please book it in advance.

Moyens de paiement

You have the following methods of payment on site for the damage deposit and other extras:

- France: By credit card (Visa, Mastercard), Cash card, Maestro (only possible for the payment of your services, not for the deposit),
- Germany: by credit card (Visa, MasterCard or cash card)
- Holland: by credit card (Visa, MasterCard or cash card)
- Ireland: by credit card (Visa, MasterCard)
- Italy: by credit card (Visa or MasterCard)

You can also pay in cash. Up to 1000 €.

For security reasons, our bases prefer cashless payment. In case of a one-way cruise, the damage deposit cannot be paid in cash



Book your extras in just a few clicks:

log in to your MyTrip account using the code on your booking confirmation received by email, or contact your sales advisor directly.

Return of the boat

You must return your boat between 8 and 9 am. Please respect this timing, as next customers will check in the same day. Due to the lock opening hours (in most regions at 9 am), we recommend to return the base the evening before.

BOAT RETURN FORMALITIES

- Return your boat in a generally good condition (see "Cleaning at the end").
- Return the extra hired or borrowed equipment (bicycles, wifi, etc.).
- Pay your fuel (if you have not chosen the "Inclusive Pack")
- Your damage deposit will be given back once the boat and the inventory are checked by the base staff.
- We remind you that you are responsible for the boat and its equipment in case of damages or accidents.
- Think about the following customers that will take your boat and report to the reception any kind of problems you encountered.

RETURN OUTSIDE OPENING HOURS OF THE BASE

If you choose to return the boat before scheduled time (e.g. for personal reasons) or if you want to pick up your car earlier, please inform the base in time. Not all bases are open outside departure days.

LATE RETURN

In case of a late return, the base may charge you with a half or a full day of your hire price.



ABANDONMENT OF THE BOAT

If you abandon the boat during your cruise, a minimum fee of € 150 per day will be charged for conveying the boat back to the base as well as a cleaning fee if necessary



Transfer in case of a one way cruise

The one-way cruise supplement does not include the return of the crew to the departure base. Depending on your route, there is a possibility:

- Public transportation (not possible everywhere).

Train connections can be easy, quick and cheap on certain routes.

Checklist before leaving

PLEASE DON'T FORGET:

- Travel documents: passports or, if needed, visa for all crew members.

Baggage:

- Suitable clothing/shoes.
- Working gloves, you will need them when you hold ropes in the locks.
- Some pegs and a lighter.
- Sun lotion, medicaments etc.
- Board games, books, travel guides etc.
- Charging cables and adapters for your electronic devices (notebook, mobile phone etc.)
- Required items for your pet.
- Cash for paying your groceries.

ITEMS AVAILABLE AT THE BASE:

You will find biodegradable products for sale in most of our bases. In order to protect the environment, we encourage you to use these products

HOW DO YOU ARRIVE ?

By car:

- Directions to the base can be found on chapter "contact details of your departure base" and on penichette.com/en/departure-base.
- Have you ordered a parking space?

By train/plane:

- Are the tickets booked?

Contact details of your departure base

On the following pages you will find an alphabetic overview on our departure bases in France, Germany, Holland, Ireland, Italy Hungary and Portugal. You will find the opening hours for each base, as well as detailed directions and parking information

Further information on hotels, restaurants, touristic attractions etc. can be found online on:

penichette.com

Our staff at the base will be delighted to assist you with any further questions



FRANCE

ARGENS-MINERVOIS

RIVERLY

Port Occitanie - FR 11200 Argens-Minervois

T : +33 (0)4 68 27 03 33

argens-minervois@locaboat.com

Starting out formalities: departure days from 2 to 6 pm.

Access :

- 🚗 Lézignan-Corbières regional station (6 km)
- 🚗 Narbonne TGV station (23 km)
- 🚗 Carcassonne-Salvaza (52 km),
- Perpignan-Rivesaltes (89 km),
- Montpellier-Méditerranée (122 km),
- Toulouse-Blagnac (146 km), Gironne (Espagne – 188 km)

- 🚗 Available in Roubia (2 km) or in Lézignan (6.2 km)

Parking : Enclosed car park, not guarded: €42/week. Covered, not guarded: €56/week. As free parking is limited to 48 hours in the commune, it is essential to leave your vehicle in our closed car park. The number of places in the covered car park is limited. Reservations must be made by e-mail to the base.



BRAM

RIVERLY

Port de Bram - FR 11150 Bram

T : +33 (0)4 68 13 02 38


bram@locaboat.com

Starting out formalities: departure days from 2 to 6pm.

Access :

- 🚗 Bram regional station (2 km), Toulouse TGV station (74 km), Carcassonne station (24 km).
- 📍 Carcassonne (24 km), Toulouse Blagnac (84 km)
- 🚗 Available in Bram (1,6 km)

Parking: public parking not enclosed, not guarded: free



BUZET SUR BAÏSE

RIVERLY

Port de Buzet - 244 chemin de Bacalan - FR 47160

Buzet sur Baïse

T: +33 (0)5 53 84 72 50

buzet@nicols.com

Starting out formalities: departure days from 2 to 6pm. (by appointment)

Access :

- 🚗 Aiguillon (6 km) or TGV station: Agen (30 km)
- 📍 Bordeaux Mérignac (113 km), Toulouse Blagnac (147 km)
- 🚗 Available in Buzet (200 m)

Parking: public parking not guarded, not enclosed, free or enclosed parking: € 42 per week.

CAHORS

BABOU MARINE

Chemin Saint Mary - FR 46000 Cahors

GPS Access: Pont Stephane Hessel

T : +33 (0)5 65 30 08 99

P: +33 (0)6 43 42 39 69

babou.marine@wanadoo.fr

Starting out formalities: on departure days between 2 to 6 pm.

Access :

- 🚗 Montauban station(65 km),
Cahors station (1 km) Toulouse
- ✕ Blagnac (112 km),
Brive Vallée de la Dordogne (87 km)
- 🚗 Available in Cahors (1,3 km)

Parking : Enclosed, not supervised: free.
Covered, not supervised at night: €42 per week.

CORBIGNY



RIVERLY

Port de la Vauvelle - La Chaise - FR 58800 Corbigny

T : +33 (0)3 86 20 07 29

corbigny@locaboat.com

Starting out formalities: departure days from 2 to 6 pm.

Access :

- 🚗 Leave Corbigny (the base is situated 4km from the village) direction Nevers on D958 (route de St. Saulge). In front of the bridge over the canal, turn left direction La Chaise, then drive parallel to the canal. Follow the "Locaboat" signs. Ignore the restriction of access.

- 🚗 Clamecy regional station (30Km), then bus service available from Clamecy to the Corbigny station., Nevers regional station (60 km)
- ✕ Paris Orly (249 km),
Paris Charles-de-Gaulle (291 km)
- 🚗 Available in Corbigny (3,9 km)

Parking: Enclosed, not guarded: €42/week



DOMPIERRE-SUR-BESBRE

RIVERLY

Le Port - FR 03290 Dompierre-Sur-Besbre

T : +33 (0)4 70 48 27 27

: +33 (0)6 85 82 11 72

(technical assistance only)

dompierre@locaboat.com

Starting out formalities: departure days from 2 to 6 pm.

Access :

- 🚗 Dompierre-Sept-Fons regional station (3 km), Le Creusot-Montchanin TGV station (87 km)
- ✖ Lyon-Saint-Exupéry (196 km)
- 🚗 Available in Dompierre (700 m)

Parking: Covered, not guarded: €56/week.
Public parking, not covered, not guarded: free.

DOLE

RIVERLY

Halte base nautique, 14 Rue du Prélôt, 39100 Dole

T : +33 (0)3 84 82 65 57

(technical assistance only)

dole@riverly.com

Starting out formalities: departure days from 2 to 6 pm.

Access :

- 🚗 Dole regional station (1 km)
- ✖ Lyon (200km), Bâle-Mulhouse (200km)
- 🚗 Available in Dole (1,1 km)

Parking: Enclosed, not guarded: €40/week. Public parking, not covered, not guarded: free.

GLÉNAC

RIVERLY

9 Rue du Marais, 56200 La Gacilly

T : +33 (0)2 99 08 54 71

(technical assistance only)

glenac@riverly.com

Starting out formalities: departure days from 2 to 6 pm.

Access :

- 🚗 Redon regional station (12km), Rennes regional station (65km), Nantes TGV station (94km)
- ✖ Rennes (71km), Nantes (105km), Lorient(120km)
- 🚗 Available in Gîte La Gantière(2km), La Gacilly (6km)

Parking: Covered, not guarded: €40/week.



GREZ-NEUVILLE

RIVERLY

1 Quai de l'Hirondelle, 49220 Grez-Neuville
T : +33 (0)2 43 95 14 42

Starting out formalities: departure days from 3:30 pm to 6 pm.

Access :

- 🚗 Angers TGV station (17 km)
- ✈️ Nantes (90 km), Paris-CDG (300 km)
- 🚗 Disponible à Le Lion d'Angers (3 km)

Parking: Covered, not guarded: €42/week.
Public parking, not covered, not guarded: free

JOIGNY



RIVERLY

Chemin du Port au Bois - FR 89300 Joigny
T : +33 (0)3 86 62 06 14
: +33 (0)6 75 65 46 03

(technical assistance only)

joigny@locaboat.com

Starting out formalities: departure days from 2 to 6 pm.

Access :

- 🚗 Joigny regional station (1 km)
- ✈️ Paris-Orly (138 km), Paris-CDG (177 km)
- 🚗 Available in Joigny (1,1 km)

Parking: Enclosed, not guarded: €42/week. Public parking, not covered, not guarded: free.



LATTES

RIVERLY

Port Ariane - Rue de la Capitainerie -
FR 34970 Lattes
T : +33 (0)4 67 20 24 12

lattes@riverly.com

📧 locaboat_lattes

Starting out formalities: departure days from 2 to 6 pm.

Access :

- 🚗 Take the A709 direction Montpellier.
- 🚗 Montpellier Stations:
 - Sud de France station : Shuttle service (€1.20) to "place de France". Here take the Tram N°1

Direction Mosson to Port Mariane, and Tram N°3 direction Lattes Centre. From here, walk 5 min via the pedestrian path to the marina. (about 45 min total).

- St-Roch Station : Take the Tram N°3 direction Lattes centre and walk 5 min in the pedestrian path to the marina (about 35min total)

- ✈️ Montpellier-Méditerranée (6 km)
- 🚗 Available in Lattes (700 m)

Parking: Enclosed, not guarded: €42/week.
Public parking, not enclosed, not guarded: free.

LE SOMAIL

RIVERLY

Port du Somail, All. de la Glacière, 11120
Saint-Nazaire-d'Aude
T : +33 (0)4 68 46 00 97
somial@riverly.com

Starting out formalities: departure days from
3:30pm to 6 pm.

Access :

- 🚗 Narbonne regional station (18 km)
- ✕ Béziers (35 km), Carcassonne (56 km), Toulouse (148km), Montpellier (113 km)
- 🚗 Available in La Péniche Épicrière (300m), Intermarché DRIVE (2 km), Carrefour DRIVE Narbonne (17 km)

Parking: Enclosed, not guarded: €42/week.
Public parking, not enclosed, not guarded: free.

LUTZELBOURG

RIVERLY

Le Port Amont - 7, rue de la Zorn
FR 57820 Lutzelbourg
T : +33 (0)3 87 25 70 15
lutzelbourg@riverly.com

Starting out formalities: departure days from
2 to 6 pm.

Access :

- 🚗 Local station Lutzelbourg (1 km), Saverne station (11 km)
- ✕ Strasbourg Entzheim (77 km)
- 🚗 Available in Lutzelbourg (600 m)

Parking: Public parking, not guarded, not enclosed:
free.

NÉGRA

RIVERLY


10 Rue De Villenouvelle - Écluse De Négra FR
31450 Montesquieu Lauragais
T : +33 (0)5 61 81 36 40
negra@riverly.com

Starting out formalities: departure days from
2 to 6 pm

Access :

- 🚗 Villefranche-Lauragais regional station (8 km), Toulouse-Matabiau TGV-station (41 km)
- ✕ Toulouse-Blagnac (47 km), Carcassonne-Salvaza (64 km)
- 🚗 Available in Montgiscard (6,3 km) Villefranche-Lauragais (8 km)

Parking: Enclosed, not guarded: €42/week.



PLAGNY

RIVERLY

Rue du port de Plagny
58000 Sermoise-sur-Loire

T : +33 (0)3 86 37 64 42
plagny@riverly.com

Starting out formalities: departure days from
2 to 6 pm

Access :

- 🚗 Nevers regional station (8 km),
- ✈ Paris Orly (240 km), Paris CGD (275km)
- 🛒 Available in Intermarché SUPER Challuy (1.7 km)
E.Leclerc COULANGES LES NEVERS(8 km)

Parking: Enclosed, not guarded: €42/week.
Public parking, not enclosed, not guarded: free.



PONT-À-BAR

ARDENNES NAUTISME

12 Hameau Pont-à-Bar
FR 08160 Dom-Le-Mesnil

T : +33 (0)3 24 54 01 50
: +33 (0)6 23 25 41 03
: +33 (0)6 75 02 72 08

info@ardenes-nautisme.com

Starting out formalities: departure days from
2 to 6 pm

Access :

- 🚗 Gare régionale Sedan (10 km), Gare de Charleville-Mézières (15 km)
- ✈ Luxembourg (131 km), Charleroi (147 km), Bruxelles (170 km)
- 🛒 Disponible à Donchery (3,7 km), Sedan (10 km)

Parking: Enclosed, not guarded: €42/week.

PORT LAURAGAIS

RIVERLY

Aire de port Lauragais Sud Capitainerie du port,
31290 Avignonet-Lauragais




T : +33 (0)6.47.04.1911

: +33 (0)5.62.80.14.88

port-lauragais@riverly.com

Starting out formalities: departure days from
2 to 6 pm

Access :

-  TGV station Toulouse (45 km), Carcassonne (53 km)
-  Toulouse / Blagnac (56 km), Carcassonne (55 km), Montpellier 230 (230 km)
-  Available in Hyper U Villefranche-de-Lauragais (12.5 km)

Parking : Public, not guarded, not covered:
free.

PORT-SUR-SAÔNE

RIVERLY




LA MALADIÈRE, PORT DE PLAISANCE, 70170
Port-sur-Saône

T : +33 (0)3 84 91 76 36

contactfcnautic@riverly.com

Starting out formalities: departure days from
2 to 6 pm

Access :

-  Vesoul regional station (15 km), Besançon(65 km)
-  Bâle-Mulhouse (156 km),
-  Supermarché Colruyt (1.5 km)

Parking : Enclosed, not guarded: €40/week

SABLE-SUR-SARTHE

RIVERLY

ANJOU NAVIGATION Quai National
72300 Sablé-sur-Sarthe




T : +33 (0)2 43 95 14 42

: +33 (0)6 84 78 88 48

anjou@riverly.com

Starting out formalities: departure days from
3:30 pm to 6 pm

Access :

-  Sablé regional station (800 m)
-  Angers (40 km), Nantes (150 km), Paris CDG (260 km)
-  Available in Supermarché Carrefour Express (350 m)

Enclosed, not guarded: €40/week.



SAINT-MARTIN-SUR-OUST

RIVERLY

28 rue du Golfe

FR 56200 Saint-Martin-sur-Oust




T : +33 (0)2 99 72 15 80

: +33 (0)6 74 99 72 10

saint-martin-sur-oust@riverly.com

Starting out formalities: departure days from
2 to 6 pm

Access :

-  TGV station Redon (20 km)
-  Rennes Saint Jacques (63 km), Nantes Atlantique (110 km)
-  Disponible à Saint-Martin (700 m)

Parking: Enclosed, not guarded: €42/week.
Covered, not guarded: €56/week.
Public parking, not guarded, not covered: free.



SAVERNE

RIVERLY

11 rue de l'Orangerie
67700 Saverne

T : +33 (0)3 88 02 29 71
: +33 (0)6 87 84 32 12

saverne@riverly.com

Starting out formalities: departure days from
2 to 6 pm



Access :

- 🚗 Strasbourg TGV station (50 km), Saarbrücken (90 km)
- 📍 Strasbourg (40 km),
- 🛒 Available in Carrefour Express (1.1 km), Super U DRIVE (650 m)

Parking: Enclosed, not guarded: €40/week.
Public parking, not guarded, not covered: free.



SAINT-LÉGER-SUR-DHEUNE

RIVERLY

Rue Du Port
FR 71510 Saint-Léger-sur-Dheune

T : +33 (0)3 85 98 03 03

saint-leger-sur-dheune@riverly.com

Starting out formalities: departure days from
2 to 6 pm

Access :

- 🚗 Regional station (1 km), TGV station Le Creusot-Montchanin (17 km)
- 📍 Lyon St-Exupéry (166 km)
- 🛒 Available in Saint-Léger (1 km)

Parking: Covered car park, not guarded: € 56/
week. Enclosed, not guarded: € 42/week.
Covered parking places are limited. Reservation in
advance is required.
Not enclosed, not guarded: free

SAINTES

RIVERLY

Port Larousselle, - 3 rue de Courbiac
(For GPS indicate N°7)

FR 17100 Saintes

T : +33 (0)6 88 05 27 46

saintes@riverly.com

Starting out formalities: departure days from
2 to 6pm

Access :

- 🚗 Saintes station (2 km)
- 📍 Bordeaux Mérignac (130 km)
- 🛒 Available in Saintes (900 m)

Parking: public parking not guarded, not enclosed:
free.



SIREUIL

RIVERLY

INTER CROISIERES Pont de Sireuil
16440 Sireuil

T : +33 (0)5 45 90 58 18
intercroisieres@orange.fr

Starting out formalities: departure days from
3 to 6 pm

Access :

- 🚆 Châteauneuf Regional station (10 km),
Angoulême TGV station (20 km)
- ✈ Bordeaux / Mérignac (125 km)
- 🚗 Available in à Sireuil Vival(1,8 km)

Parking : Enclosed, not guarded: gratuit.

SUCÉ-SUR-ERDRE

RIVERLY

Bretagne Fluviale Quai Cricklade
44240 Sucé-sur-Erdre

T : +33 (0)2 40 77 79 51
bara.alain@bbox.fr

Starting out formalities: departure days from
3 to 6 pm

Access :

- 🚆 Nantes TGV station (22 km)
- ✈ Nantes(28 km)
- 🚗 Carrefour contact (900 m)

Public parking, not guarded, not covered: free.
Private 50€/ semaine

SCEY-SUR-SAÔNE

RIVERLY

Port de Plaisance de Scey-sur-Saône
FR 70360 Chassey-les-Scey

T : +33(0)3 84 68 88 80
scey-sur-saone@locaboat.com

Starting out formalities: departure days from
2 to 6 pm

Access :

- 🚆 Vesoul regional station (21 km)
- ✈ Bâle - Mulhouse (150 km)
- 🚗 Available in Scey (1,5 km)

Parking : Enclosed, not guarded: € 42/week.





BERNBURG

FUNDABOAT

An der Überfahrt 2 A
DE - 06406 Bernburg
T : +49 (0)3925 9480663
M : +49 (0)176 24799952
hausboot@fundaboat.de

Starting out formalities: departure days from 2 to 6pm. Initiation to navigation rules: 2 pm.

Access :

- Autobahn A14, exit Bernburg Mitte.
- Bernburg station (2 km)
- Leipzig/Halle (77 km), Berlin-BER (185 km)
- Available in Bernburg (2 km)

Parking : Enclosed, guarded: € 56/week. Public parking outside the base: free.

FÜRSTENBERG

RIVERLY

Ravensbrücker Dorfstr. 26b
DE - 16798 Fürstenberg
T : +49 (0)33093 602 60
fuerstenberg@riverly.com

Starting out formalities: departure days from 2 to 6pm. Initiation to navigation rules: 2 pm.

Access :

- Fürstenberg regional station (1.5 km), 1h from Berlin Hauptbahnhof in train. Berlinstation (100 km).
- Berlin (116 km)
- Available in Fürstenberg (1.5 km)

Parking : Enclosed, not guarded: € 42/week



THE PUMPING OUT:
Costs €20 during your holiday at Fürstenberg and Bernburg.



LÜBZ

RIVERLY

Revier Charter GmbH Stadt Marina Lübz
Schulstrasse 8 A D-19386 LÜBZ
T : +49 (0)387 3136 849
isabelle.ventelou@hausboot.com

Starting out formalities: departure days from 3pm to 6pm.

Access :

- Parchim station (15 km)
- Berlin (220 km), Hamburg (150 km)
- Available in LIDL lubz (1 km)

Parking : Enclosed, guarded: € 40/week.



BANAGHER

CARRICKCRAFT

The Marina, Curraghavarna, Banagher, Co. Offaly,
R42 DH51, Irlande

T : +353 5791 51187

sales@carrickcraft.com

Starting out formalities: departure days from
4 pm to 5 pm

Access :

- 🚗 Dublin (144 km)
- 🚗 Knock (128 km)
- 🚗 Shannon (96 km)
- 🚗 Available in Banagher (650 m)

Parking : Not enclosed, not guarded: free

CARRICK ON SHANNON

CARRICKCRAFT

The Marina St George's Terrace,
Carrick-On-Shannon, Co. Leitrim, N41 XA00, Irlande

T : +353 (0) 7196 20236

sales@carrickcraft.com

Starting out formalities: on departure days
between 4 pm to 5 pm

Access :

- 🚗 Carrick on Shannon (1,6 km)
- 🚗 Dublin airport (144 km)
- 🚗 Available in Carrick (1.5 km)

Parking: Public parking, not enclosed,
not guarded: free.



BELLANALECK

CARRICKCRAFT

The Moorings Marina 153 Derrylin Rd, Bellanaleck - Enniskillen, BT92 2BA, Northern Ireland

T : +44 (0) 7739 909880
info@mooringsmarina.co.uk

Starting out formalities: on departure days between 4 pm to 5 pm

Access :

- ✈ Dublin airport (144 km)
- 🚗 Available in Carrick (1.5 km)

Parking : Not enclosed, not guarded: free



PORTUGAL

AMIEIRA

RIVERLY

R. da Doroa, 7220-999 Amieira, Portugal

T : +351 (0) 266 611 173

geral@amieiramarina.com

Starting out formalities: on departure days between 2 pm to 5 pm

Access :

- 🚗 Evora station (62 km), Lisbonne (195 km)
- ✈ Lisbonne airport (192 km)
- 🚗 Available in Mini Mercado O Bico (3.3 km)

Parking: Public parking, not enclosed, not guarded: free.





LOOSDRECHT

RIVERLY

Oud-Loosdrechtsedijk 249 A-D

1231 LX Loosdrecht, Pays-Bas




T : +31 (0)294 237 742

P : +31 (0) 653 74 80 21

loosdrecht@locaboat.com

Starting out formalities: departure days from 2pm to 6 pm

Access :

-  Hilversum regional station (10km) then continue with bus 121 to the stop "Oud-Loosdrecht", Amsterdam TGV Thalys station (28 km), Utrecht ICE station (22 km)
-  Amsterdam-Schiphol (35 km)
-  Available in Loosdrecht (550 m)

Parking: Enclosed, not guarded: €42/week.

Limited places. The base can only guarantee one enclosed parking place per boat. Please make a reservation. Camper site: 3 minutes from the base. Approximately €50/week

KERKDRIEL

RIVERLY

JACHTHUREN.NL BV Zandstraat 7




5331 PG KERKDRIEL, Pays-Bas

T : +31 (0)6 51611178

info@jachthuren.nl

Starting out formalities: departure days from 2 pm to 6 pm

Access :

-  Zaltbommel regional station(10 km), 's-Hertogenbosch regional station (21 km) and Montfoort regional station (49 km)
-  Amsterdam / Schiphol (95 km), Eindhoven (54 km)
-  Available in LIDL kerkdriel (1.6 m)

Parking: Private, unguarded: €40/week
Public, free



KISKÖRE

MAHART


Platán Sor 3384 KISKÖRE

T : +36 (0) 70 670 0824

lovas.lajos@mahart.hu

Starting out formalities: departure days from 2 to 6 pm

Access :

-  Füzesabony station
-  Budapest (150 km) ou Debrecen (150 km)
-  Available in Heves SPAR (27 km)

Parking: Enclosed, not guarded: € 40/week

TOKAJ

MAHART




Tokaj, Bodrogkeresztúri út 5, 3910 Hongrie

T : +36 30 1208844

lovas.lajos@mahart.hu

Starting out formalities: departure days from 2 to 6 pm

Access :

-  Miskolc station (55Km),
-  Budapest (235km), Debrecen (90 km) ou Košice (90 km)
-  Available in Szerencs PENNY MARKET (18 km)

Parking: Enclosed, not guarded: € 40/week

CHIOGGIA

RENDEZ-VOUS FANTASIA




Isola Dell'Unione - IT 30015 Chioggia

T : +39 (0) 041 551 04 00

info@charterboat.it

Starting out formalities: departure days from 3 to 6 pm. For any departure or return outside the scheduled departure days, a supplement of €50 will be charged

Access :

-  Chioggia regional station (2 km), Padova station grande ligne (49 km) then bus until Chioggia
-  Venise Marco Polo (58 km), Trévisé (74 km)
-  Available in Chioggia (600 m)

Parking: Covered not guarded: €84/week.

The parking is about 800 m from the base. When you arrive, please park momentarily on the other side of the street, take your luggage to the boat, follow the technician to the parking and get back to the base with him.





Navigation tips

Basic rules

Cruising on rivers and canals is surprisingly easy. Common sense is the main requirement, and although you do need to pay attention the whole time, it's not as stressful as driving a car. **The minimum age required to sail one of our boats is 18 years old. A minimum of two adults on board, in good physical condition, are required for manoeuvres.**

- You will find at the beginning of this book a **table of the most important signs** that you may meet during your cruise. Please respect these signals.
- Navigation is allowed **only during daylight and with good visibility**. It is forbidden to sail after sunset or when the conditions do not allow you to see the route (fog for example).
- When no other boat is around, you can remain in the middle of the waterway, **but when you approach another boat**, you must keep your right. Check behind you regularly to make sure that no other boat is behind you. On a river it is imperative to follow the channel as described in your river guide.

Please respect the authorized speed limits:

- On canals: 5 to 8 km/hour.
- On rivers: 10 to 12 km/hour.
- On certain sections and nearby harbours, speed limits can be lower, but will then be signaled.

- Commercial vessels have priority over pleasure boats and barge hotels. You should therefore move to the side and leave the way clear for these vessels which are generally uncommon on your route.
- Sailing boats and rowboats are usually less easy to handle. Therefore, you have to avoid being too close to them. A sailing boat running with its motor is considered as a motorboat.
- Generally, boats with engines move to the starboard (right) side. If paths should cross, priority goes to the one who is coming from the right.
- Never cut off a boat's route (professional, sailing ship, rowing boat), avoid them by behind.
- It is forbidden to overtake a commercial barge without the agreement of the bargeman, either by a sign or if he moves to the right.
- Slow down while passing in front of fishermen and keep away from their lines. In Germany and in Ireland, there are many fishermen and they often leave a net in water. Be very vigilant

Canals, rivers and lakes

Cruising on canals is the easiest, even if there are many locks. There is no current, you can stop almost anywhere (except in Germany), and the towpath makes it easy to go off on shopping expeditions. Cruising on lakes and rivers asks a little more attention; waterways are often wider, and you must carefully observe the buoys marking the navigable channel to avoid sandbanks and rocks.

On lakes and rivers, respect the beacons that mark the channel. River guides and maps are a useful assistance to avoid sandbanks and rocks.

There is often more traffic, which may range from large commercial barges to speedboats, sailing dinghies and canoes. With no towpath, you have to stop in marinas in order to do your shopping.

For safety reasons it is strictly forbidden to take our boats out on the sea. Navigation may be affected by:

- **Flood.** While canals are almost never in flood, the opposite goes for rivers. Usually this occurs in

spring when heavy rainfall combines with snow melt in the mountains but sometimes also in autumn. As a rule, rivers in flood go down again after just a few days.

- **Drought.** Both canals and rivers can be affected by drought and water shortages. Should this happen, cruising may be restricted, or even forbidden on certain sections.

- **Damp and fog.** On lakes, rivers and canals damp can bring potentially dangerous fog in the mornings. If you can't see anything, do not navigate.


Aqueducts, tunnels and boat lifts

The waterways boast many examples of human ingenuity, several of which are listed as historical monuments and tourist attractions.

- Aqueducts, built from the 17th century, enable canals to cross rivers or ravines.
- Certain roads cross canals with different bridges like lifting-bridges, and also swingingbridges (which you have to manoeuvre yourself sometime like the one on the Nivernais close to Corbigny).

- Tunnels can be several kilometers long. They operate like a one-way road, its entries are controlled by lights.

- Boat lifts and water slopes are rare. Invented to replace a chain of locks, they can be a major highlight of your cruise.



Attention

Pay attention to the risk of accidents and injuries when you are going through low bridges. Always keep in mind the height of your boat, including all objects which are on deck (e.g. Bicycles) and add a security margin of 20 cm (7.8 in/0.6 ft).

Crossing lakes and open water

- When crossing stretches of open water, you must stick to **the navigation channels shown on your map**, and sail the correct side of buoys when present.
- Never start out to cross open water in unfavorable weather conditions.
- If the wind is **above Force 3 on the Beaufort scale** (12-19 km/h or 8-11 knots) and/or if waves are higher than 50 cm/1.6” **you must not try to cross**. Your base will provide you with information on where to obtain the best weather forecast during your cruise.
- On open water, **wear your life jackets**; if you fall overboard, the consequences could be fatal.
- If you moor at night on a lake, think about your anchor lights.

- Never cruise at night, not only on rivers and canals, but also on open water.



Attention

While crossing the Etang de Thau, the use of toilets, showers and hand basins is strictly forbidden. The penalty is up to €2 500 to be paid by the captain.

Departure

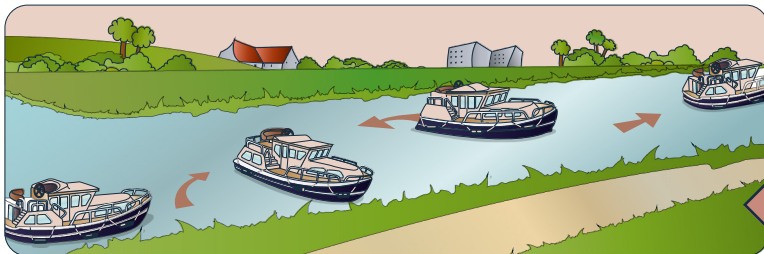
- Start up the motor and untie all ropes except the front one.
- A crew member stands at the bow, undoes the rope knot at the front but keeps the rope in its hand and maintains the mooring at the front.
- Turn the steering wheel towards the shore and slowly increase the power. You will note that the stern of the boat moves away from the shore.
- From the moment the stern is released, put the accelerator into neutral and straighten the wheel to the centre.
- Your crew member can now drop the rope at the front and arrange it tidily
- Verify that the back of the boat is free. You can leave backwards.
- When the boat is free, put the accelerator back in neutral position, then slowly in the forward position.

- It is important to immediately wind up the ropes with care.
- Do not forget to retrieve mallet and mooring spikes before leaving, if you have used them.



Attention

Be attentive to your mooring ropes. Take care of them; keep them tidy and well arranged. A rope which falls in the water and wraps around the propeller is likely to cause tiresome breakdown.



La meilleure façon de larguer les amarres.

Passing another boat at a narrow point where there are no signs or signals

Boats:

- If the other boat is further than you to the narrow passage, go first.
- If the other boat is closer than you to the narrow passage, let it go first.

Fishermen :

- Usually the anglers take their line out of the river. If not go passed within an appropriate distance.

Turning round in a small space

It may look difficult to turn round in a small space even for an experienced pilot. It is easier than it looks, you just need to:

- Stop the boat.
- For Penichettes with a right handed screw of the propeller, steer completely to starboard (right) and leave the helm in this position for the whole manoeuvre.
- Engage forward gear and accelerate briskly, then return to neutral. The stern will naturally turn to port (left). Watch the front and back of the boat carefully.

- Now engage reverse gear with the same brisk acceleration; the stern will continue to turn.
- Continue forward gear/reverse gear until the boat has turned around. Do not forget that when going from forwards to reverse, leave the gear in neutral for two seconds to avoid damage to the gearbox.
- Europas have a left handed screw of the propeller, so you just have to do the manoeuvre the opposite way.

Brake and stop the boat

To slow and stop your boat, use the reverse gear. You must always be in control of your speed.

- You must engage reverse gear and accelerate briskly and proportionately to your speed and to the stopping distance. Do not forget that when going from forwards to reverse, leave the gear in neutral for two seconds to avoid damage to the gearbox.

- After having slowed/stopped, return to the neutral position. Do not forget that there is always a certain lapse of time before the boat responds to manoeuvres.

Mooring

Always do everything really slowly. Do not forget you don't have a brake pedal and that boats take time to respond.

- Always put the bows into the bank first and have a crew member well forward with a boat hook to fend off if necessary. You should take extreme care and never try to fend off with your foot, leg or arm. If you come in bows first, it reduces the risk of the propeller getting damaged or entangled.

- Once the boat is touching the bank, **make sure the engine is in neutral**. Your crew member should then step ashore taking the bow rope with him. You or a third crew member should then pass or throw him the back rope.
- Never turn the engine off until the boat is tied up. Equally never untie the boat **before the engine is running**.

- On a river you should always **moor facing upstream, against the current**. In strong winds, on a river or on a lake, **moor facing to the wind**. When a river or canal has a towpath; you should **normally moor on that side**.

- If your manoeuvre wasn't quite right, don't worry. Try again, and **take your time**. Remember that you are on holiday and time is on your side.

Mooring in reverse

In some ports it is worthwhile to moor in reverse. Here is how to moor when the mooring berth is situated port (left) side to your boat:

- Place the boat so that the rear stands in the middle of your neighbours boat.
- Turn the wheel to port (left) side then put the gear in a slow reverse.
- Engage.
- If your boat is coming in too near to the neighbouring boat and without changing the

direction of the wheel, go straight into forward gear and then gently come back in reverse gear. You will notice that the rear of your boat moves towards the port side.

You can eventually re-do this manoeuvre and your boat will move without any problem into the position you have chosen. For boats equipped with bow thrusters, the manoeuvre is easier but remember not to use it too much.

Tying up

In many places you will find marinas. Some are free but when water and electricity are supplied, you have to pay a small fee per night. It is important that the boat is securely tied up, particularly when you stop for the night. However, you are not committed to moor in harbours. **You may moor anywhere except:**

- At less than 200 m from a lock or weir.
- When forbidden.
- Under a bridge.
- Where it makes circulation difficult, on a tight bend, where the channel is narrow, underneath a bridge or in a lock (except if the lockkeeper expressly asks you to do so).
- Near or in an area of reeds.
- On private banks of rivers or lakes.
- In certain regions or waterways, mooring in a marina is compulsory, you'll be informed during initiation.
- In Germany, mooring up in canals or rivers is not permitted, except for specially provided landing places. Therefore, you will not find mallets and mooring spikes on board.

General mooring rules:

- To moor a boat properly, tie up the stern first and then the bow.
- Never have ropes across the towpath, walkers and cyclists might get hurt.
- Tying up in the wild might seem fun but think about the access to your boat.
- It is forbidden to tie up to trees, as it can damage the trees and can give rise to a large fine. To moor in the countryside use the two mooring spikes and the hammer which are provided on board.
- If there is a strong wind, moor on the side the wind is blowing from; otherwise you'll never be able to get away from the bank when you want to leave.
- If there is a possibility that the level of the river or lake might change, do not tie up too tightly (i.g. in the Venice Lagoon).

Wastewater

Emptying wastewater is mandatory in Germany. In France, it will soon be compulsory in the South-West, Midi and Camargue areas, at a cost of

around €7 to €10 per draining. More details in useo.vnf.fr

Anchorage

In Germany (day and night), in the Netherlands (only during the day on lakes, a list of lakes will be provided by your base) and in Ireland (only during the day) you are allowed to drop the anchor in order to moor. It is important to check the evening weather forecast before deciding to spend the night tied to the anchor. You should give up the idea if the wind is over Force 3 Beaufort (12-19 km/h or 8-11 knots). In other countries, it is forbidden to moor with the anchor.

- In Germany, it is forbidden to moor with the anchor near to reeds, fauna reproduction areas or on a canal. Remember to keep a good distance from the banks.
- An anchor holds well especially in sandy ground or clay.
- Your mooring should be protected from waves and wind. It should give you enough room to turn around yourself.
- If you spend the night do not forget to switch on your anchor light.

DROPPING ANCHOR

- Evaluate the depth.
- Stop the boat facing the wind
- Put the motor into neutral position.
- Release the anchor until it touches the ground

- When the boat begins backing up with the wind, unwind the chain progressively so that it lays along the ground.




Anchor with the chain: give an equivalent length to three times the depth.

Anchor with the rope: give an equivalent length to five times the depth.

RAISING ANCHOR

- Start up the motor.
- Pull up the chain until it is vertical.
- Pull the anchor on board. Please think about cleaning the chain and the anchor by plunging them back in the water.
- Leave the mooring place slowly.





Locks

Lock etiquette

Getting it right going through locks is largely a matter of good teamwork. The lock keeper is not obliged to help you tie up your boat in the lock. If he does, it is by kindness. In return you may help him opening and closing the lock gates. It takes on average between 15 and 20 minutes to pass through a lock.

- Avoid presenting yourself at a lock just before its closing time (including lunch break in France). Arrive at least half an hour before the closing time.

Some lock keepers will ask you to keep the engine turned on (so you can take speedy action in an emergency). Others will ask you to turn off the engine.

In general:

- **France and Holland:** keep the engine on.
- **Germany:** switch it off.
- The Captain is expected to tell the lock keeper if he intends to stop before getting to the next lock.
- Locks can take several boats at once. Sometimes you may have to wait a little, while so the lock keeper can group boats and therefore save water.
- **Commercial barges always have priority at locks.**

Important rules

- Always go in with power on - if the propeller isn't turning on you have no control over the boat!
- Never jump down from the lock side onto the roof of the boat! Not only it is dangerous for you, but it could also damage the boat, particularly if it has a sliding roof.
- Never loop the rope around your arm or wrist!
- Never use hands or feet to fend off. You could get badly hurt; use the boat hook.

- If you give the lock keeper a hand, please follow and respect his or her instructions at all time. Your help is always at your own risk and responsibility.



Attention

Please remind that commercial craft always have the right of way.

Types of locks

The opening hours of locks are different, according to the country, waterway or season. On some public holidays they can be closed. The function of the lock will be explained during the initiation.

1. MANUALLY OPERATED WITH A LOCKKEEPER

- The less common encountered lock and the most sociable.
- To help relations further, you can give the lock keeper a hand - he or she will be very grateful! Please follow the instructions of the lock keeper carefully. Remember that your help is on your own responsibility and risk.

2. ELECTRIFIED WITH A LOCK KEEPER

- Opening and closing of gates as well as operation of gate paddles or locks are motorised under the control of the keeper.

3. MANUALLY OPERATED WITHOUT A LOCK KEEPER

- Small in size, these types of locks are only on a few little-used canals and rivers. The boat crew must operate them themselves

4. AUTOMATED WITHOUT A LOCK KEEPER

- These are medium-sized locks found on canals and rivers with little commercial traffic.
- Details of how to operate them will be given to you or explained at the departure base.
- In some cases, a radar detects your boat and sets the operation in progress
- In other cases, an electronic smart card or a remote control system is used. This control will be given to you at the departure base.
- Finally, some have to be operated at the lock.
- Instructions are displayed in several languages.
- In case of problems there is a phone for assistance.

5. LARGE MECHANISED LOCK WITH LOCK KEEPER

- Frequently found on big rivers.
- These locks can generally hold one or more barges or leisure boats at the same time.
- Entry into them is controlled by traffic lights (red & green lights).
- Follow the instructions, often given through a loud speaker.
- You need to wear life jackets.

Locking up

- You enter the lock slowly, then drop off a crew member.
- When you are well in, put the engine into reverse in order to stop, and then throw the mooring ropes to the crew member on shore, throwing the front one first. To reduce the risk of accidents, don't moor up to the bollards nearest the gates.
- The crew member on shore passes each rope round a bollard, then hands the end of the rope back to a crew member on board, who should hold on to them. The crew member on shore can help the lock keeper with closing the lower gates.
- The lock keeper will then open the paddles or sluices on the upper gates, eventually helped by the crew member ashore. Crew members on board should keep the ropes tight as the water rises, so as to keep the boat close to the lock wall.

- As soon as the water level inside the lock matches the outside level, the keeper and eventually the crew member on shore will open the upper gates.
- Once you have taken on board your crew member and the mooring ropes, you can navigate gently out of the lock.

Locking down

- Enter the lock chamber slowly. When you are well inside, go into reverse in order to stop the boat. Moor up (do not fix the ropes!), first at the bow, then at the stern.
- Give enough slack in the ropes (which you should hold on to) to allow for a fall of 3 to 4 meters or sometimes even more.
- Make sure the boat doesn't get drawn back too close to the upper gates, lest the rudder and propeller gets caught on the gate sill.
- The lock keeper then opens the paddles or lock on the lower gates. While the water is going down, keep the ropes taut, letting them out bit by bit as the boat goes down.
- When the level has stabilised, the crew member on shore can help the keeper to open the lower gates, while the crew on board pulls in the mooring ropes.

- Push the boat off, motor out slowly as soon as the gates are fully open. To help retrieve the crew member on shore there are usually ladders on the lock gates (watch out! They are often slippery). Alternatively, you can nose your boat gently into the bank 50 m beyond the lock so they can get back on.



Attention

Your ropes must always be free and able to slide freely. If not, your boat might get damaged!

Approaching a lock

If the gates are closed when you arrive, stop about 100 meters from the lock and tie up the boat. Either the lock is set for the other direction or there is already a boat in the lock. You can send a crew member up to the lock on foot in order to investigate. You must wait until the lock is ready, and then either sail in, or, if another boat is coming

out, wait until it has passed you before starting off. If the lock is automated and without a lock keeper, follow the instructions given by the base on the working of automated locks. When the signal changes to green you can pass the lock.

Leaving a lock

Before attempting to manoeuvre wait for the gates to be completely opened and then go out straight ahead and in the middle of the channel to minimize the risk of scraping the lock walls (check that the fenders are in position and use the boat hook if necessary).

If you intend to stop in the next pound (i.e. before the next lock), do not forget to tell the lock keeper. Doing this helps to keep traffic moving.

Discover how to pass a lock with this video





Local waterway rules and specificities

Please remind that there are particularities and special rules for certain destinations.

FRANCE

In France, the right to use the waterways and locks is included in the hiring price.

The locks are normally closed on certain bank holidays such as 1st May, 14th July and 1st November. However, there are numerous exceptions.

There are some lifting bridges that are only open at certain times (e.g. the bridge at Frontignan on the Canal du Rhône à Sète), others are only open on request and some that you manoeuvre yourself. You will find all these details in the guide map as well as in the boat's log book. The staff at the base will give you all the necessary information.

GERMANY

In Germany you can use the waterways and locks for free.

Locks are open every day in Germany. For our clients that don't have a boating licence, some navigation limitations exist: they can navigate in the region between Schwerin, Dömitz (Elbe) and Liebenwalde (north of Berlin). The lakes of Müritz and Plau must be crossed by the most direct channel following the signalisation. It is obligatory to wear a lifejacket. In case of non compliance, a penalty will be charged. Navigation on the lakes is forbidden if the wind is stronger than Force 3 Beaufort.

You should be at the base no later than 3 pm on your departure day in order to have a thorough initiation. One of the characteristics of navigating in Germany on the lakes, is that you can spend the night tied up at anchor. It will all be explained to you in detail during your initiation. The waterway police controls regularly the speed limits, especially in areas, where the speed limit is at 5 kph. They can also punish illegal mooring, especially in the touristic areas of Berlin, Rheinsberg or Schwerin. **The captain of the boat is personally responsible to pay the fine for any violation of the rules**, even if he didn't steer the boat himself. By signing the hire contract, **the captain has to respect the navigation rules and the "Charterscheinverordnung"** and to pay for every penalty. Grey and black water emptying is compulsory throughout Germany (subject to a charge).

HOLLAND

The Vecht and the lock at Loosdrecht are open from 1st April till 31 October. At your check-in / initiation you will be given instructions on how to pass bridges and locks. The technician will also thoroughly go over the route with you. You will receive a route-booklet with detailed information and opening hours of each bridge you will pass. On the waterway-map the height and width of each bridge are indicated. When calculating the height of your boat (you will find information in the board-book) do not forget the items that may be on the roof, such as bicycles, and always add a security margin, never less than 20 cm.

Exceptions : Crossing the town of Utrecht (Oude Gracht) is not possible. Boats have to pass around the city via the Amsterdam Rijn Kanaal. You can moor close to the city center, at a 5-minute walking distance.

At Alkmaar all boats can enter the city center. However, cruising on the Hoornse Vaart is not possible for Panoramic boats. Limitations on your route will be explained in details on your departure day.

Things you need to know if you start from Loosdrecht:

- You can neither enter Rotterdam nor The Hague city with your boat.
- But you can moor your boat within a few kilometers from the city center and access it either by bike or public transport.
- Anchoring is not allowed at night in Holland.

Any damage caused due to the non-compliance of the instructions will be charged to the captain of the boat. The waterway police patrols regularly, especially in areas where the speed limit is 5 kph. The maximum speed for a Locaboat boat anywhere in the Netherlands is 8 kph. The captain of the boat is personally responsible and has to pay any fine for violating the law, even if he did not steer the boat himself. By signing the hire contract the captain has agreed to the navigation rules and will have to pay for any penalty.

In Holland, most locks and drawbridges must be paid for locally. Please plan a budget for your cruise.

IRELAND

In Ireland, automatic locks on the Shannon-Erne-Waterway work with a "Smart Card" that can be bought at the base (€6,50 for 10 units). Locks are open every day from 9 am to 8 pm. The same card allows access to the toilets in public ports, showers, washing machines and also to empty the used water holding tanks or use shore power in public marinas. Spending the night in public ports is free. In private marinas, mooring fees are about €10-15. Leaving from Leitrim and going south, the locks are automated with lock keeper and cost about €1.50. Navigation on the Grand canal and Royal canal is forbidden. Navigation on the lakes is forbidden in rough weather (Force 3 Beaufort and more). It is forbidden to spend the night anchored on the lakes. Children under 17 must wear a life jacket. On the lakes, make sure you stay in the middle of the channel. Otherwise you risk running aground. Refloating a boat entails significant costs and these are covered neither by the insurance nor by the accidental damage waiver and will be for you to pay should this happen. It is not allowed to anchor on a lake during the night. No departure on bank holidays in Ireland.

ITALY

This is a region that requires more attention. The tides play an important role and the level of the water in the lagoon is generally quite shallow. As this level is not deep, it is **very important to respect the buoys and to stay in mid channel.** If you do not respect this rule, there is a great risk of running aground. Refloating a boat involves important costs. These are covered neither by the insurance nor by the accidental damage waiver and will be for you to pay should this happen.

Contrary to the canals or tributaries, the breakdown service can only intervene on the lagoon by boat, which means that, depending on the tides, the intervention might only **be carried out after several hours and a wait of 4-6 hours** is not impossible. If the problem to your boat still allows you to sail, repairing are done only on dry land (eg. Fusina, Portograndi, Cavallino). The technician will agree with you a meeting point. Take note that the navigation on the lagoon is much easier than on the Brenta Canal – where the locks are much narrower with a strong current. **These locks require skillfulness and at least two agile people to help with the manoeuvres.** During your initiation, the instructor will go through all the details.

The Lagoon Police controls regularly the compliance of navigation restrictions in particular areas like the Canale Grande (these areas will be explained at the starting out formalities). They can also punish illegal mooring. **The captain of the boat is personally responsible to pay the fine for any violation of the rules,** even if he did not steer the boat himself. By signing the hire contract, the captain obligates to respect the navigation rules and to pay for every penalty.

HUNGARY

A fishing license is required, plus a "day ticket": The license costs about €7 and is valid for 90 days; the day ticket costs about €6. There is a store in Kisköre where customers can purchase a fishing license and a day ticket. The base does not rent fishing equipment, nor do the stores. You must therefore purchase equipment on site or bring your own.

Inventory of boats

Bedding

In the majority of the bases, the bed linen is cleaned by an external company. Please check the content of each package before leaving or before the base closes.

Boat Names	Penichette 2/5 Persons	Penichette 4/7 Persons	Penichette Comfort 4/6 Persons	Penichette Comfort 6/10 Persons	Penichette Comfort 8/12 Persons	Penichette Premium+ 2/4 Persons	Penichette Premium 2/3 Persons	Penichette Premium 4/5 Persons	Penichette Comfort 6/7 Persons	Penichette Premium 6/7 Persons	Penichette Comfort 8/9 Persons	Penichette Premium 8/12 Persons	Penichette Premium+ 6 Persons	Cruiser Premium / 4-6 Persons	Cruiser Premium XL 4 Persons	Cruiser Premium / 6-8 Persons	Cruiser Premium 6 Persons	Cruiser Premium XL / 6 Persons	Cruiser Premium Steel 4/6 persons	Cruiser Comfort 4/7 persons
Navigation equipment																				
Gang plank	1 (in Germany and Italy : on request)																			
Swimming ladder	only in Germany, Ireland and Holland																			
Boat hooks	1	1	2	2	2	2	2	2	2	2	2	2	2	2	2	2	2	2	2	2
Mallet (except in Germany)	1	1	1	1	1	1	1	1	1	1	1	1	1	1	1	1	1	1	1	-
Mooring spikes (Except Germany)	3	3	3	3	3	3	3	3	3	3	3	3	3	3	3	3	3	3	3	-
Fixed fenders	8	8	8	10	12	12	8	8	10	10	12	12	12	10	10	10	10	10	12	-
Mobile fenders	-	-	-	-	-	-	-	-	1	1	1	1	1	1	1	1	1	1	1	6
Mobile helmsmans	1	1	-	-	-	-	-	-	-	-	-	-	-	-	-	-	-	-	-	-
Ground tackle	1	1	1	1	1	1	1	1	1	1	1	1	1	1	1	1	1	1	1	1
2nd Ground tackle	on request in Germany and Ireland																			
Mooring ropes	3	3	4	4	4	4	3	3	4	4	4	4	4	4	4	4	4	4	4	4
Riverly flag	-	-	1	1	1	1	1	1	1	1	1	1	-	-	-	-	-	-	1	-
National flag	1	1	1	1	1	1	1	1	1	1	1	1	1	1	1	1	1	1	1	1
Red flag	in Germany, Ireland and Holland																			
Mooring ball	only in Holland																			
Folding chairs	1	1	4	6	6	3	1	1	2	6	2	12	-	2	1	2	2	2	4	2
Bucket with rope	1	1	1	1	1	1	1	1	1	1	1	1	1	1	1	1	1	1	1	1
Hose pipe and adaptors	1 hose pipe and adaptors supplied except in Germany and Holland																			
Gas bottles	2	2	2	2	2	-	2	2	2	2	2	2	2	2	2	2	2	2	2	2
230V cable	A 25m long cable supplied																			
Parasol	-	-	1	1	1	1	-	-	-	-	-	-	-	-	-	-	-	-	-	-
Bimini	-	-	-	-	-	1	1	1	1	1	1	1	1	1	1	1	1	1	1	1

Boat New name

Pénichette Classic 2 to 5 Persons
 Pénichette Classic 4 to 7 Persons
 Pénichette Comfort 4 to 6 Persons
 Pénichette Comfort 6 to 10 Persons
 Pénichette Comfort 8 to 12 Persons
 Pénichette Premium+ 2 to 4 Persons
 Pénichette Premium 2 to 3 Persons
 Pénichette Premium 4 to 5 Persons
 Pénichette Comfort 6 to 7 Persons
 Pénichette Premium 6 to 7 Persons
 Pénichette Comfort 8 to 9 Persons
 Pénichette Premium 8 to 12 Persons
 Pénichette Premium+ 6 Persons
 Cruiser Premium / 4-6 Persons
 Cruiser Premium XL 4 Persons
 Cruiser Premium / 6-8 Persons
 Cruiser Premium XL 4 Persons
 Cruiser Premium XL / 6 Persons
 Cruiser Premium Steel 4 to 6 Persons
 Cruiser Comfort 4 to 7 Persons

Safety Equipment

Key for the boat	1	1	1	1	1	1	1	1	1	1	1	1	1	1	1	1	1	1	1	1	1	1
First Aid Kit	1	1	1	1	1	1	1	1	1	1	1	1	1	1	1	1	1	1	1	1	1	1
Manual fire extinguishers*	2	2	2	2	2	1	2	2	2	2	2	2	2	2	2	2	2	2	2	2	1	2
Fire blanket	1	1	1	1	1	1	1	1	1	1	1	1	1	1	1	1	1	1	1	1	1	-
Flashlight	1	1	1	1	1	1	1	1	1	1	1	1	1	1	1	1	1	1	1	1	1	-
Life buoy	1	1	1	1	1	1	1	1	1	1	1	1	1	1	1	1	1	1	1	1	1	1
Adult life jackets	5	7	6	10	12	4	5	5	7	7	10	12	6	6	4	8	6	6	6	6	4	4
Children's life jackets	Available at your departure base on request																					
3 flares	Only in south of France and Italy																					
Binoculars	Only in Germany and Ireland																					

Household

Doormat	1	1	1	1	1	1	1	1	1	1	1	1	1	1	1	1	1	1	1	1	1	1
Clothespins	10	10	10	10	10	10	10	10	10	10	10	10	10	10	10	10	10	10	10	10	10	-
Broom	1	1	1	1	1	1	1	1	1	1	1	1	1	1	1	1	1	1	1	1	1	1
Brush	1	1	1	1	1	1	1	1	1	1	1	1	1	1	1	1	1	1	1	1	1	1
Dustpan	1	1	1	1	1	1	1	1	1	1	1	1	1	1	1	1	1	1	1	1	1	1
Toilet brush	1	1	2	2	2	1	2	2	2	3	3	4	3	3	2	3	3	3	2	1	1	1
Deck brush	1	1	1	1	1	1	1	1	1	1	1	1	1	1	1	1	1	1	1	1	1	1
Dustbin	2	2	2	2	2	2	2	2	2	2	2	2	3	2	2	2	2	2	2	2	2	1
Ashtrays	2	2	2	2	2	2	2	2	2	2	2	2	2	2	2	2	2	2	2	2	2	2
Vase	1	1	1	1	1	1	1	1	1	1	1	1	1	1	1	1	1	1	1	1	1	1
Document case	1	1	1	1	1	1	1	1	1	1	1	1	1	1	1	1	1	1	1	1	1	1

Bedding and towels

Pillows	5	7	6	10	12	4	5	5	7	7	10	12	6	6	4	8	6	6	6	6	4	4
Duvets	5	7	6	10	12	4	5	5	7	7	10	12	6	6	4	8	6	6	6	6	4	4
Sheets and towels	Linen and towels are provided for free accordingly to the number of crew members on board																					
Decorative cushions	-	-	-	-	-	-	2	2	-	2	-	2	-	2	2	-	2	2	2	2	-	-
Plaids (only Germany / Holland)	1	1	1	1	1	1	1	1	1	1	1	1	1	1	1	1	1	1	1	1	1	-

Crockery

Gas lighter	1	1	1	1	1	-	1	1	1	1	1	1	1	1	1	1	1	1	1	1	1	1
Dinner plates	7	9	8	12	14	6	7	7	9	9	12	14	8	8	6	10	8	8	8	8	9	9
Soup plates	7	9	8	12	14	6	7	7	9	9	12	14	8	8	6	10	8	8	8	8	9	9
Dessert plates	7	9	8	12	14	6	7	7	9	9	12	14	8	8	6	10	8	8	8	8	9	9
Bowls	7	9	8	12	14	6	7	7	9	9	12	14	8	8	6	10	8	8	8	8	9	9
Mugs	7	9	8	12	14	6	7	7	9	9	12	14	8	8	6	10	8	8	8	8	9	9

*Only one extinguisher in Germany

Boat Names	Pénichette Classic 2-5 guests	Pénichette Classic 4-7 guests	Pénichette Comfort 4-6 guests	Pénichette Comfort 6-10 guests	Pénichette Comfort 8-12 guests	Pénichette Premium+ 2-4 guests	Pénichette Premium 2-3 guests	Pénichette Premium 4-5 guests	Pénichette Comfort 6-7 guests	Pénichette Premium 6-7 guests	Pénichette Comfort 8-9 guests	Pénichette Premium 8-12 guests	Pénichette Premium+6 guests	CruiserPremium/ 4-6 guests	Cruiser Premium XL 4 guests	CruiserPremium / 6-8 guests	Cruiser Premium XL 4 guests	CruiserPremium XL / 6 guests	Cruiser Premium Steel 4-6 guests	Cruiser Comfort 4/7 Pers
Coffee Cups	7	9	8	12	14	6	7	7	9	9	12	14	8	8	6	10	8	8	8	9
Egg Cups	7	9	8	12	14	6	7	7	9	9	12	14	8	8	6	10	8	8	8	9
Wine Glasses	7	9	8	12	14	6	7	7	9	9	12	14	8	8	6	10	8	8	8	9
Water Glasses	7	9	8	12	14	6	7	7	9	9	12	14	8	8	6	10	8	8	8	9
Beer and Shot Glasses	Only in Germany and Holland																			
Table Forks	7	9	8	12	14	6	7	7	9	9	12	14	8	8	6	10	8	8	8	9
Table Knives	7	9	8	12	14	6	7	7	9	9	12	14	8	8	6	10	8	8	8	9
Table spoons	7	9	8	12	14	6	7	7	9	9	12	14	8	8	6	10	8	8	8	9
Coffee Spoons	7	9	8	12	14	6	7	7	9	9	12	14	8	8	6	10	8	8	8	9

Kitchen Equipment

Pressure Cooker (except in Germany)	1	1	1	1	1	1	1	1	1	1	1	1	1	1	1	1	1	1	1	1
Kettle	1	1	1	1	1	1	1	1	1	1	1	1	1	1	1	1	1	1	1	1
Saucepans	3	3	3	4	4	3	3	3	3	3	4	4	3	3	3	4	3	3	3	3
Lid	2	2	2	2	2	2	2	2	2	2	2	2	2	2	2	2	2	2	2	2
Frying pans	2	2	2	2	2	2	2	2	2	2	2	2	2	2	2	2	2	2	2	2
Baking dish	1	1	1	1	1	1	1	1	1	1	1	1	1	1	1	1	1	1	-	1
Salad bowls	2	3	3	3	3	2	3	3	3	3	3	3	3	3	3	3	3	3	3	3
Bread knife	1	1	1	1	1	1	1	1	1	1	1	1	1	1	1	1	1	1	1	1
Kitchen knives	2	2	2	2	2	2	2	2	2	2	2	2	2	2	2	2	2	2	2	2
Carving knife	1	1	1	1	1	1	1	1	1	1	1	1	1	1	1	1	1	1	1	1
Oyster knife	Only in Brittany and South of France																			
Cork screw	1	1	1	1	1	1	1	1	1	1	1	1	1	1	1	1	1	1	1	1
Pair of scissors	1	1	1	1	1	1	1	1	1	1	1	1	1	1	1	1	1	1	1	1
Tin opener	1	1	1	1	1	1	1	1	1	1	1	1	1	1	1	1	1	1	1	1
Universal opener	1	1	1	1	1	1	1	1	1	1	1	1	1	1	1	1	1	1	1	1
Vegetable peeler	1	1	1	1	1	1	1	1	1	1	1	1	1	1	1	1	1	1	1	1
Grater	1	1	1	1	1	1	1	1	1	1	1	1	1	1	1	1	1	1	1	1
Whisk	1	1	1	1	1	1	1	1	1	1	1	1	1	1	1	1	1	1	1	1
Ladle	1	1	1	1	1	1	1	1	1	1	1	1	1	1	1	1	1	1	1	1
Spatula	1	1	1	1	1	1	1	1	1	1	1	1	1	1	1	1	1	1	1	1
Big spoon	1	1	1	1	1	1	1	1	1	1	1	1	1	1	1	1	1	1	1	1
Salad servers	1	1	1	1	1	1	1	1	1	1	1	1	1	1	1	1	1	1	1	1
Salad spinner (Except Germany)	1	1	1	1	1	1	1	1	1	1	1	1	1	1	1	1	1	1	1	1
Sieve	1	1	1	1	1	1	1	1	1	1	1	1	1	1	1	1	1	1	1	1
Bread basket	1	1	1	1	1	1	1	1	1	1	1	1	1	1	1	1	1	1	1	1
Juicer	1	1	1	1	1	1	1	1	1	1	1	1	1	1	1	1	1	1	1	-

Boat Names	Classic Pénichette 2/5 guests	Classic Pénichette 4/7 guests	Comfort Pénichette 4/6 guests	Comfort Pénichette 6/10 guests	Pénichette Comfort 8-12 Guests	Pénichette Premium+ 2-4 Guests	Pénichette Premium 2-3 Guests	Pénichette Premium 4-5 Guests	Pénichette Comfort 6-7 Guests	Pénichette Premium 6-7 Guests	Pénichette Comfort 8-9 Guests	Pénichette Premium 8-12 Guests	Pénichette Premium+ 6 Guests	Cruiser Premium / 4-6 Guests	Cruiser Premium XL 4 Guests	Cruiser Premium / 6-8 Guests	Cruiser Premium XL 4 Guests	Cruiser Premium XL / 6 Guests	Cruiser Premium Steel 4-6 Guests	Cruiser Comfort 4/7 Persons
Italian coffee pot	Only in Italy																			
French Press (except in Germany)	1	1	1	1	1	1	1	1	1	1	1	1	1	1	1	1	1	1	1	-
Thermos flasks	2	2	2	2	2	2	2	2	2	2	2	2	2	2	2	2	2	2	2	-
Coffee Filter Holder	1	1	1	1	1	1	1	1	1	1	1	1	1	1	1	1	1	1	1	-
Tea pot	1	1	1	1	1	1	1	1	1	1	1	1	1	1	1	1	1	1	1	1
Tea Strainer	1	1	1	1	1	1	1	1	1	1	1	1	1	1	1	1	1	1	1	1
Cutting Board	1	1	1	1	1	1	1	1	1	1	1	1	1	1	1	1	1	1	1	1
Table mats	2	2	2	2	2	2	2	2	2	2	2	2	2	2	2	2	2	2	2	-
Oval dish	1	1	1	1	1	1	1	1	1	1	1	1	1	1	1	1	1	1	1	1
Measuring jug	1	1	1	1	1	1	1	1	1	1	1	1	1	1	1	1	1	1	1	1
Dish towels	4	4	4	4	4	4	4	4	4	4	4	4	4	4	4	4	4	4	4	4
Tray	1	1	1	1	1	1	1	1	1	1	1	1	1	1	1	1	1	1	1	1
Special equipment																				
Coffee machine (filter)	-	-	-	-	-	1	-	-	-	-	-	-	-	1	1	1	1	1	-	-
Coffee machine (pod)	-	-	-	-	-	-	-	-	-	-	-	-	1	-	-	-	-	-	-	-
Hair dryer	-	-	-	-	-	-	-	-	-	-	-	-	-	1	1	1	1	1	-	-

Riverly Loyalty Program

Beginning with your second cruise, You are entitled to special benefits when booking a Riverly vessel.
-300 € on your next cruise of one week or more.

-100 € on a short stay booking. This benefit may be combined with our other offers. Please contact us to take advantage of this opportunity and to secure your next journey between the rivers.



INVENTAIRE TOUTES BASES -INVENTARLISTE FÜR JEDE BASIS
INVENTORY FOR EVERY BASE -INVENTARIO PARA TODAS LAS BASES

2026

LES PRIX COMPRENNENT : LINGE DE TOILETTE & LITERIE : draps / couvertures ou couettes / oreillers et taie d'oreillers

IM PREIS INBEGRIFFEN : Handtücher & BETTWÄSCHE : Laken / Decken oder Federbett/ Kopfkissen und Kopfkissenbezug

PRICES INCLUDED : TOWELS & BEDDING : Sheets / Blankets or Duvets / Pillows and pillow cases

LOS PRECIOS INCLUYEN : ROPA DE BANO & ROPA DE CAMA : Sábanas / mantas o edredones / almohadas y fundas de almohadas

Oreillers / Kopfkissen / Pillows+cases / Almohadas	1 par place, 1 par lit, fournis au départ.
Couettes / Bettdecke / Duvets / Edredones	1 pro Liegeplatz, 1 pro Bett, bei Bootsübernahme 1
Housse de couette / Bettdeckenbezug / Funda de edredon	per person and per bed ; delivered on departure
Drap housse + taie d'oreiller / Bettuch + Kissenhülle / Fitted sheet + pillowcase / Sábana bajera + funda de almohada	1 por plaza, 1 por cama ; dados a la salida.
Linge de toilette : 1 drap de bain + 1 serviette / Handtücher: 1 Badehandtuch + 1 Handtuch / Towels: 1 bath towel + 1 towel / Ropa de baño: 1 toalla grande + 1 toalla	1 kit par personne / 1 kit pro Pers. / 1 kit per people / 1 kit per persona

LISTE / LISTE / LIST / LISTA

Cuisine / Küche / Kitchen / Cocina	C900 / Cruiser Comfort 4/7 Pers.	Cruiser Comfort 6/8 Pers. - Cruiser Premium 4/6 Pers.	Cruiser Comfort 6/9 Pers. - Cruiser Comfort 8/10 Pers.	Cruiser Comfort XL 10/12 Pers. - Cruiser Comfort XL 8/10 Pers. - Cruiser Premium 6/8 Pers. - Cruiser Premium+ 6/8 Pers.	Cruiser Premium+ 4/6 Pers.	Cruiser Premium+ XL 6/8 Pers.	Cruiser Premium+ 8/10 Pers. / Cruiser Premium 8/12 Pers.	Cruiser Classic 4/8 Pers.	Cruiser Classic 2/3 Pers. - Cruiser Comfort XL 2/4 Pers.	Cruiser Comfort 2/4 Pers.
Assiette plate / Teller Flach / Dinner Plate / Plato llano	10	12	12	12	12	12	12	12	8	6
Assiette creuse / Suppenteller / Soup plate / Plato hordo	10	12	12	12	12	12	12	12	8	6
Assiette à dessert / Dessertteller / Dessert plate / Plato de postre	10	12	12	12	12	12	12	12	8	6
Bol à déjeuner / Frühstückstasse / Bowl / Tazon de desayuno	10	12	12	12	12	12	12	12	8	6
Tasse / Cup / Taza	10	12	12	12	12	12	12	12	8	6
Sous tasse / Untertasse / Saucer / Platillo	10	12	12	12	12	12	12	12	8	6
Verre à limonade / Saftgläser / Tumblers / Vaso de refresco	10	12	12	12	12	12	12	12	8	6
Verre à vin / Weingläser / Wine glasses / Vaso de vino	10	12	12	12	12	12	12	12	8	6
Fourchette / Gabel / Fork / Tenedor	10	12	12	12	12	12	12	12	8	6
Couteau / Messer / Knife / Cuchillo	10	12	12	12	12	12	12	12	8	6
Cuillère / Löffel / Spoon / Cuchara	10	12	12	12	12	12	12	12	8	6
Cuillère à café / Kaffeelöffel / Teespoon / Cuchara de café	10	12	12	12	12	12	12	12	8	6
Couteau économe / Schälmesser / Potato peeler / Cuchillo de mondar	1	1	1	1	2	1	1	1	1	1
Couteau limonadier / Flaschenöffner / Knife-bottle opener / Cuchillo de cocina pequeño	1	1	1	1	1	1	1	1	1	1
Couteau à pain / Brotmesser / Bread Knife / Cuchillo de pan	1	1	1	1	1	1	1	1	1	1
Couteau d'office / Tranchiermesser / Kitchen Knife / Cuchillo cocina grande	1	1	1	1	2	1	1	1	1	1
Couvert à salade / Salatbesteck / Salad fork & spoon / Cubiertos para ensalada	1	1	1	1	1	1	1	1	1	1
Spatule de bois / Holzkochlöffel / Wooden spoon / Espatula de Madera	2	2	2	2	2	2	2	2	2	1
Couteau de boucher / Fleischmesser / Kitchen knife (large) / Cuchillo de carnicero	1	1	1	1	1	1	1	1	1	1
Ravier / kleine Servierplatte / Butterplate / Fuente para ensalada	2	2	2	2	2	2	2	2	2	2
Carafe / Karaffe / Ware jug / Jarra	1	1	1	1	1	1	1	1	1	1
Cendrier / Ascher / Ashtray / Cenicero	2	2	2	2	2	2	2	2	2	1
Saladier (moyen) / Salatschüssel / Salad bowl / Fuente (mediana)	2	1	1	1	1	1	1	1	1	1
Saladier (petit) / Salatschüssel (klein) / Salad bowl (small) / Fuente (pequeño)	2	2	2	2	2	2	2	2	1	1
Saladier (grand) / Salatschüssel / Salad bowl / Fuente (grande)		1	1	1	1	1	1	1	1	1
Dessous de plat / Untersetzer / Table mats / Salvamanteles	1	1	1	1	1	1	1	1	1	1
Plat à four / Backofenplatte / Flat dish / Bandeja de horno	1	1	1	1	1	1	1	1	1	1
Plat plat / Platte / Oven dish / Bandeja	1	1	1	1	1	1	1	1	1	1
Passette à thé / Teesieb / Tea strainer / Colador de té	1	1	1	1	1	1	1	1	1	1
Clé à sardine / Sardinenbüchseöffner / Sardine can key / Abrelatas de pestaña	1	1	1	1	1	1	1	1	1	1
Ouvre boîte / Dosenöffner / Tin opener / Abrelatas	1	1	1	1	1	1	1	1	1	1
Rape universelle / Universal Reibe / Grater / Rallador	1	1	1	1	1	1	1	1	1	1
Presse agrume / Zitronenpresse / citrus press / Exprimidor	0	0	0	0	1	0	0	0	0	0
Planche à découper / Tranchierbrett / Chopping board / Madera para cortar	1	1	1	1	1	1	1	1	1	1
Panière à pain / Brotkorb / Bread basket / Cesta de pan	1	1	1	1	1	1	1	1	1	1
Panier à couverts / Besteckkorb / Cutlery tray / Cesta de cubiertos	1	1	1	1	1	1	1	1	1	1
Egouttoir à vaisselle / Abtropfgeschirrkorb / Draining rack / Ecurridor de vajilla	1	1	1	1	1	1	1	1	1	1
Bouilloire / Wasserkessel / Kettle / Hervidor	1	1	1	1	1	1	1	1	1	1
Passoire / Sieb / Colander / Colador	1	1	1	1	1	1	1	1	1	1
Cafetière (verseuse et porte filtre) / Kaffeekanne / Coffee pot / Cafetera	1	1	1	1	1	1	1	1	1	1
Cafetière SENSEO / Kaffeemaschine SENSEO / Coffee machine SENSEO / Cafetera SENSEO	0	0	0	0	1	0	0	0	0	0
Poêle (le lot) ou Sautreuse/ Bratpfanne / Frying pan / Sartén	1	1	1	1	1	1	1	1	1	1
Jeu de casseroles (le lot) / Topf-Set / Set of saucepans / Servicio de cazuelas	1	1	1	1	1	1	1	1	1	1
Couvercles inox (le lot) / Deckel / Stainless steel lids / Tapareda inox	1	1	1	1	1	1	1	1	1	1
Faitout (8L) / Kochtopf / Stewing pan / Cacerola	1	1	1	1	1	1	1	1	1	1
Jeu d'ustensiles / Dreieriset / Kitchen utensils / Servicio de utensilios	1	1	1	1	1	1	1	1	1	1
Paire de ciseaux / Scherre / Scissors / Tijeras	1	1	1	1	1	1	1	1	1	1
Manique / Topflappen / Pot Holder / Manopla	1	1	1	1	1	1	1	1	1	1
Bac à glaçons / Eiwürfelschale / Ice box / Cubitera	2	2	2	2	1	2	2	1	2	1
Essoreuse à salade / Salatschleuder / Salad drier / Ecurridor de lechuga	1	1	1	1	1	1	1	1	1	1
Fouet / Schneebesen / Whisk / Batidor manual	1	1	1	1	1	1	1	1	1	1
Plateau / Tablett / Tray / Bandeja	1	1	1	1	1	1	1	1	1	1

**INVENTAIRE TOUTES BASES -INVENTARLISTE FÜR JEDE BASIS
INVENTORY FOR EVERY BASE -INVENTARIO PARA TODAS LAS BASES**

2026

LISTE / LISTE / LIST / LISTA

	C900 / Cruiser Comfort 4/7 Pers.	Cruiser Comfort 6/8 Pers. - Cruiser Premium 4/6 Pers.	Cruiser Comfort 6/9 Pers. - Cruiser Comfort 8/10 Pers.	Cruiser Comfort XL 10/12 Pers. - Cruiser Comfort XL 8/10 Pers. - Cruiser Premium 6/8 Pers. - Cruiser Premium+ 6/8 Pers.	Cruiser Premium+ 4/6 Pers.	Cruiser Premium+ XL 6/8 Pers.	Cruiser Premium+ 8/10 Pers. / Cruiser Premium 8/12 Pers.	Cruiser Classic 4/8 Pers.	Cruiser Classic 2/3 Pers. - Cruiser Comfort XL 2/4 Pers.	Cruiser Comfort 2/4 Pers.
Equip. extérieur / Ausrüstung / Exterior equipmt / Equipamento exterior										
Passerelle d'accès / Steg / Gang plank / Pasarela de acceso	1	1	1	1	1	1	1	1	1	1
Rallonge électrique + adaptateur prise de quai / Verlängerungskabel / extension cord	1	1	1	1	1	1	1	1	1	1
Gaffe / Bootshaken / Boat Hook / Bichero	2	2	2	2	2	2	2	2	2	2
Seau / Eimer / Bucket / Cubo	1	1	1	1	1	1	1	1	1	1
Ancre / Anker / Anchor / Ancla 1(KG)	1	1	1	1	1	1	1	1	1	1
Chaîne d'ancre 10m ou 5m / Ankerkette 10m ou 5m / Anchor chain 10m ou 5m / Cadena de ancla 10m o 5m	1	1	1	1	1	1	1	1	1	1
Cordage ancre diam.14 / Tau für Anker / Rope for anchor / cuerda para ancla (L = 17 m, bleu)	1	1	1	1	1	1	1	4	4	4
Cordage amarage diam.14 / Tau / Mooring ropes / cuerda de amarre (L = 17 m, blanche & bleu)	4	4	4	4	4	4	6	4	4	4
Cordelette pare battage diam. 8 / Tau / Fender ropes / cuerda de funda para defensa	prix par mètre linéaire / price per linear meter									
Lave pont / Deckreiner / Deckbrush / Limpia puente	1	1	1	1	1	1	1	1	1	1
Tuyau d'eau 25 m / Wasserschlauch / Hosepipe / Manguera 25 m	1	1	1	1	1	1	1	1	1	1
Bouteille de gaz / Gasflaschen / Gas cylinder / Bombonas de gas	2	2	2	2	2	1	2	2	2	1
Pare - battage / Schutzboje / Fender / Protector lateral	Quantité variable selon la base Number can differ depending of the base									
Pare - battage boule / Schutzboje / Fender / Protector frontal	Quantité variable selon la base Number can differ depending of the base									
Divers & sécurité / Verschied. & Sicherheit / Miscellan. & Security / Diversos y seguridad										
Bouée fer à cheval ou couronne / Rettungsring Hufeisen / Life buoys / Salvavidas	1	1	1	1	1	1	1	1	1	1
Bimini / gamme FLY	0	0	0	0	0	1	0	0	0	0
Bimini / gamme Estivale	0	QUATTRO B+ et QUATTRO S	0	SIXTO+ SIXTO PRESTIGE C	0	0	0	0	0	0
Brassière adulte / Schwimmvesten Erwachsenen / Life jacket (adulte) / Chaleco salvavidas (adulto) 50 à 70 KG	10	12	12	12	12	12	12	10	8	8
Brassière enfant / Schwimmvesten Kinder / Life jacket (child) / Chaleco salvavidas (niños) 20 à 50 KG	4	4	4	4	4	4	4	4	4	4
Extincteur / Feuerlöscher / Fire extinguishers / Extintor	2	2	2	2	3	3	2	2	2	2
Massette / Hammer / Mooring hammer / Martillo	1	1	1	1	1	1	1	1	1	1
Piquet d'amarage / Ankerpfahl / Mooring stakes / Estacas de amarre	2	2	2	2	2	2	2	2	2	2
Trousse à pharmacie / Erste-Hilfe-Koffer / First-aid kit / Botiquin	1	1	1	1	1	1	1	1	1	1
Equipement ménage / Haushalt / Indoor / Equipamento limpeza										
Poubelle / Mülleimer / Rubbish bin / Cubo de basura	1	1	1	1	4	3	2	1	1	1
Balai / Besen / Broom / Escoba	1	1	1	1	1	1	1	1	1	1
Balayette / Handbesen / Handbrush / Escoba pequeña	1	1	1	1	1	1	1	1	1	1
Pelle à poussière / Kehrschaufel / Dustpan / Recogedor	1	1	1	1	1	1	1	1	1	1
Nécessaire W.C / Toilettengarnitur / Toilet brush / Neceser WC - par WC / per Toilet	1	1	1	1	1	1	1	1	1	1
Cintre / Kleiderbügel / Coathanger / Percha	10	10	10	12	12	12	10	10	10	10
Nappe de table / Tischdecke / Tablecloth / Mantel	1	1	1	1	sur demande			1	1	
Tabouret / Hocker / Stool / Taburete		2	3	3	3	3	2	2	2	2
Salon de jardin (table+ chaises) / Terrassenmöbel (Tisch+ Stühle) / Garden table + chairs outside / Salon de jardin (mesa + sillas) - en quantité suffisante pour le nbr de passagers	1	1	1	1	1				1	1
Parasol	Variable selon la base									

Sur simple demande au moment du départ, nous pouvons vous fournir des alèses (en molleton) / On request at the time of your departure, we can supply you with undersheets / Auf Anfrage können Sie vor der Abfahrt Matratzenschoner (Baumwolle) bekommen / A petición, le podemos proveer hules (en muletón)

Les bateaux sont généralement équipés en 12 volts, pour tout branchement en 220 volts sur les pontons, adressez-vous à la base pour obtenir une rallonge et un adaptateur de prise de quai.

Cet inventaire a pour but de vous aider à préparer votre croisière. Inventaire et prix indiqués non contractuels ; peuvent légèrement varier selon la base de départ Das Inventar dient zur Vorbereitung Ihrer Fahrt. Das Inventar und die Preise können von Basis zu Basis leicht abweichen. The inventory is to help you prepare your cruise. The inventory and prices may change according to the departure base. Inventario para ayudarle en preparar su crucero. Puede cambiar según la base de salida.



Riverly

Please follow us on our social media channels to receive guidance prior to your departure.



Photo credits: Brigitte Merz, Erich Spiegelhalter, Xavier Spertini, Damien Lachas, Gettyimages, Joséphine Peurois, Jeuthem, Lbm.Vision, Marie Delhayes, Shlosophen, Bram Spiegelhalter, Agency Punt, Max Layer, Carriokraft and Waveline, Press trip Freiburg, Yvonne Schön, Mountains family, Design and creation: Maetva & Agence Signe des Temps.

